

Product Datasheet

Integrin alpha 2/CD49b Antibody - BSA Free NBP2-38902

Unit Size: 0.1 ml

Store at 4C short term. Aliquot and store at -20C long term. Avoid freeze-thaw cycles.

www.novusbio.com



technical@novusbio.com

Protocols, Publications, Related Products, Reviews, Research Tools and Images at:
www.novusbio.com/NBP2-38902

Updated 2/23/2025 v.20.1

Earn rewards for product
reviews and publications.

Submit a publication at www.novusbio.com/publications

Submit a review at www.novusbio.com/reviews/destination/NBP2-38902



NBP2-38902

Integrin alpha 2/CD49b Antibody - BSA Free

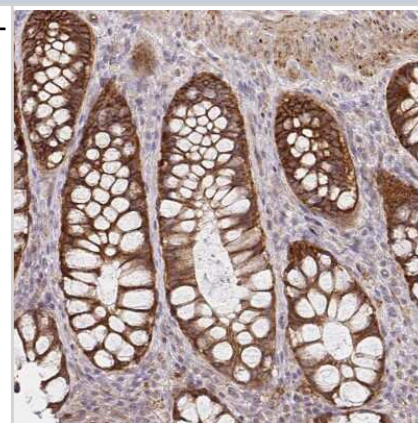
Product Information	
Unit Size	0.1 ml
Concentration	Concentrations vary lot to lot. See vial label for concentration. If unlisted please contact technical services.
Storage	Store at 4C short term. Aliquot and store at -20C long term. Avoid freeze-thaw cycles.
Clonality	Polyclonal
Preservative	0.02% Sodium Azide
Isotype	IgG
Purity	Immunogen affinity purified
Buffer	PBS (pH 7.2) and 40% Glycerol

Product Description	
Host	Rabbit
Gene ID	3673
Gene Symbol	ITGA2
Species	Human
Immunogen	This antibody was developed against a recombinant protein corresponding to amino acids: SSSVSFKSENFRRHTKELNCRITASCSNVTCWLKDVHMKGEYFVNVTTTRIWNGT FASSTFQTVQLTAAAEINTYNPEIYVIEDNTVTIPLMIMKPDE

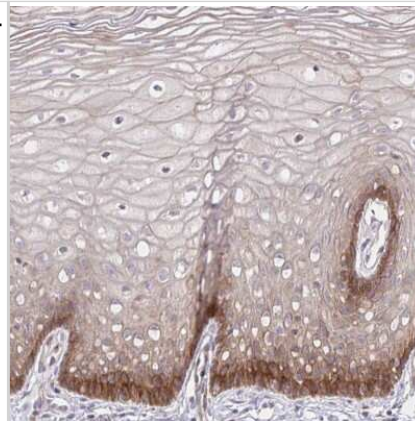
Product Application Details	
Applications	Immunohistochemistry, Immunohistochemistry-Paraffin
Recommended Dilutions	Immunohistochemistry 1:20 - 1:50, Immunohistochemistry-Paraffin 1:20 - 1:50
Application Notes	For IHC-Paraffin, HIER pH 6 retrieval is recommended.

Images

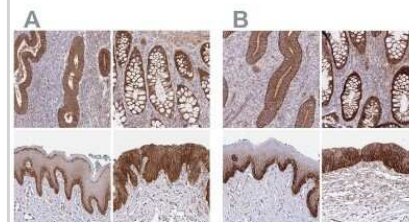
Immunohistochemistry-Paraffin: Integrin alpha 2/CD49b Antibody [NBP2-38902] - Staining of human rectum shows moderate to strong membranous positivity in glandular cells.



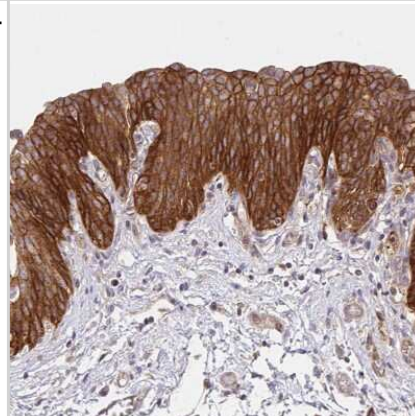
Immunohistochemistry-Paraffin: Integrin alpha 2/CD49b Antibody [NBP2-38902] - Staining of human cervix, uterine shows moderate cytoplasmic positivity in basal squamous epithelial cells.



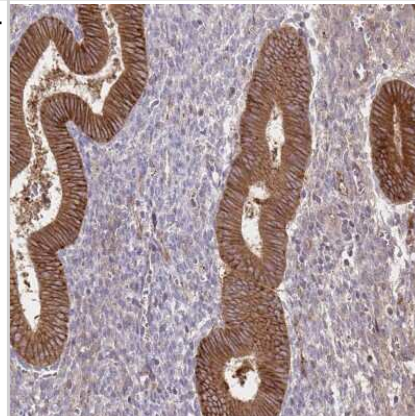
Immunohistochemistry-Paraffin: Integrin alpha 2/CD49b Antibody [NBP2-38902] - Staining of human endometrium, rectum, skin and urinary bladder using Anti-ITGA2 antibody NBP2-38902 (A) shows similar protein distribution across tissues to independent antibody NBP2-38995 (B).



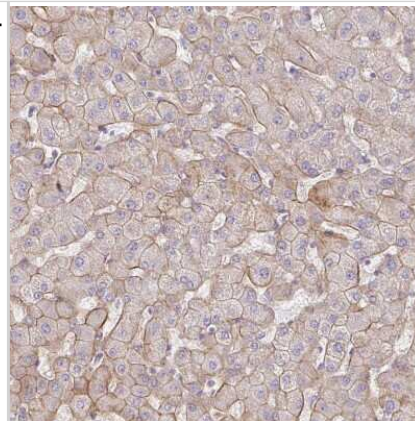
Immunohistochemistry-Paraffin: Integrin alpha 2/CD49b Antibody [NBP2-38902] - Staining of human urinary bladder shows moderate to strong membranous positivity in urothelial cells.



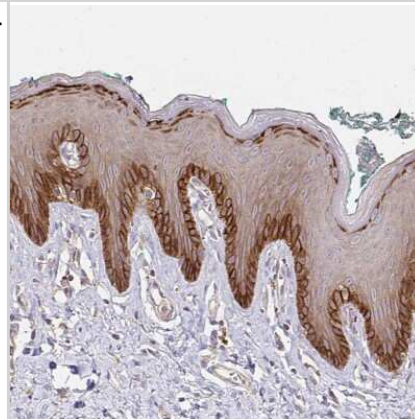
Immunohistochemistry-Paraffin: Integrin alpha 2/CD49b Antibody [NBP2-38902] - Staining of human endometrium shows moderate to strong membranous positivity in glandular cells.



Immunohistochemistry-Paraffin: Integrin alpha 2/CD49b Antibody [NBP2-38902] - Staining of human liver shows weak membranous positivity in hepatocytes.



Immunohistochemistry-Paraffin: Integrin alpha 2/CD49b Antibody [NBP2-38902] - Staining of human skin shows moderate to strong membranous positivity in squamous epithelial cells.





Novus Biologicals USA

10730 E. Briarwood Avenue
Centennial, CO 80112
USA
Phone: 303.730.1950
Toll Free: 1.888.506.6887
Fax: 303.730.1966
nb-customerservice@bio-techne.com

Bio-Techne Canada

21 Canmotor Ave
Toronto, ON M8Z 4E6
Canada
Phone: 905.827.6400
Toll Free: 855.668.8722
Fax: 905.827.6402
canada.inquires@bio-techne.com

Bio-Techne Ltd

19 Barton Lane
Abingdon Science Park
Abingdon, OX14 3NB, United Kingdom
Phone: (44) (0) 1235 529449
Free Phone: 0800 37 34 15
Fax: (44) (0) 1235 533420
info.EMEA@bio-techne.com

General Contact Information

www.novusbio.com
Technical Support: nb-technical@bio-techne.com
Orders: nb-customerservice@bio-techne.com
General: novus@novusbio.com

Products Related to NBP2-38902

NBP2-38902PEP	Integrin alpha 2/CD49b Recombinant Protein Antigen
HAF008	Goat anti-Rabbit IgG Secondary Antibody [HRP]
NB7160	Goat anti-Rabbit IgG (H+L) Secondary Antibody [HRP]
NBP2-24891	Rabbit IgG Isotype Control

Limitations

This product is for research use only and is not approved for use in humans or in clinical diagnosis. Primary Antibodies are guaranteed for 1 year from date of receipt.

For more information on our 100% guarantee, please visit www.novusbio.com/guarantee

Earn gift cards/discounts by submitting a review: www.novusbio.com/reviews/submit/NBP2-38902

Earn gift cards/discounts by submitting a publication using this product:
www.novusbio.com/publications

