

Product Datasheet

DNAH12 Antibody - BSA Free

NBP2-38845

Unit Size: 0.1 ml

Store at 4C short term. Aliquot and store at -20C long term. Avoid freeze-thaw cycles.

www.novusbio.com



technical@novusbio.com

Protocols, Publications, Related Products, Reviews, Research Tools and Images at:
www.novusbio.com/NBP2-38845

Updated 2/23/2025 v.20.1

Earn rewards for product
reviews and publications.

Submit a publication at www.novusbio.com/publications

Submit a review at www.novusbio.com/reviews/destination/NBP2-38845



NBP2-38845

DNAH12 Antibody - BSA Free

Product Information

Unit Size	0.1 ml
Concentration	Concentrations vary lot to lot. See vial label for concentration. If unlisted please contact technical services.
Storage	Store at 4C short term. Aliquot and store at -20C long term. Avoid freeze-thaw cycles.
Clonality	Polyclonal
Preservative	0.02% Sodium Azide
Isotype	IgG
Purity	Immunogen affinity purified
Buffer	PBS (pH 7.2) and 40% Glycerol

Product Description

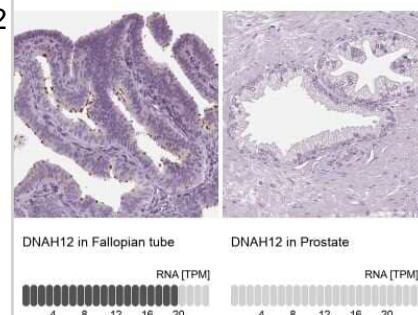
Host	Rabbit
Gene ID	201625
Gene Symbol	DNAH12
Species	Human
Reactivity Notes	Immunogen displays the following percentage of sequence identity for non-tested species: Mouse (87%), Rat (84%).
Immunogen	This antibody was developed against a recombinant protein corresponding to amino acids: LLCANLLLLARKEIEYQELMFLLTGGVSLKSAEKNPDPTWLQDKSWEEICRASEF PAFRGLRQHFCEHIYEWREIYDSKEPHNAKFPAPMDKNLNLQKII

Product Application Details

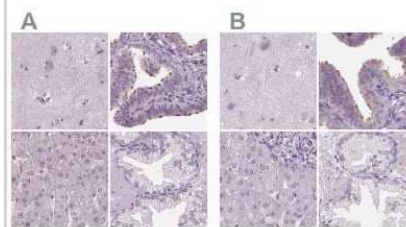
Applications	Immunohistochemistry, Immunohistochemistry-Paraffin
Recommended Dilutions	Immunohistochemistry 1:500 - 1:1000, Immunohistochemistry-Paraffin 1:500 - 1:1000
Application Notes	For IHC-Paraffin, HIER pH 6 retrieval is recommended.

Images

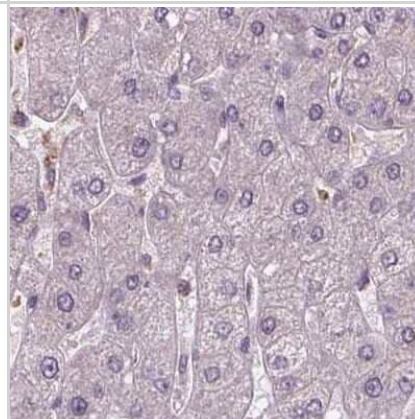
Immunohistochemistry-Paraffin: DNAH12 Antibody [NBP2-38845] - Staining in human fallopian tube and prostate tissues using anti-DNAH12 antibody. Corresponding DNAH12 RNA-seq data are presented for the same tissues.



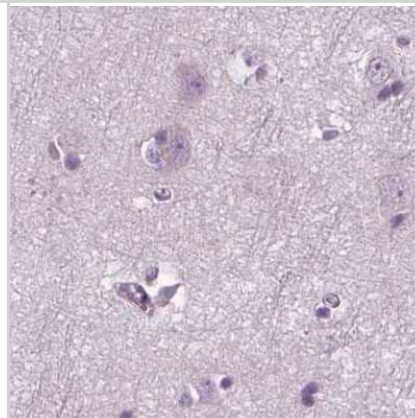
Immunohistochemistry-Paraffin: DNAH12 Antibody [NBP2-38845] - Staining of human cerebral cortex, fallopian tube, liver and prostate using Anti-DNAH12 antibody NBP2-38845 (A) shows similar protein distribution across tissues to independent antibody NBP1-90586 (B).



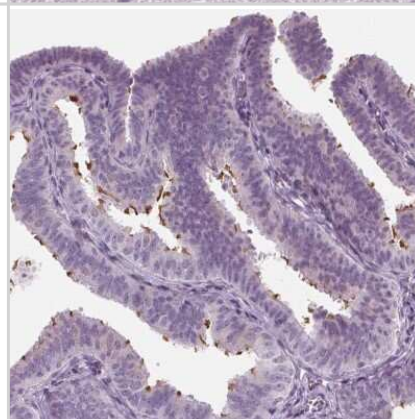
IHC-P: DNAH12 Antibody [NBP2-38845] - Staining of human liver.



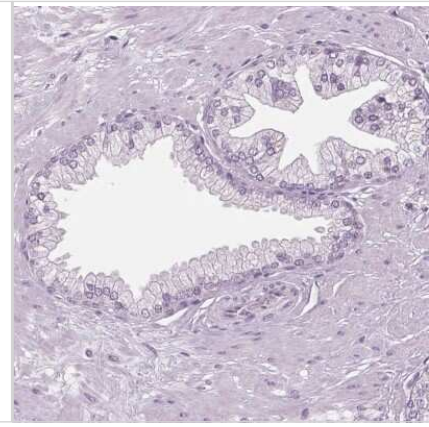
Immunohistochemistry-Paraffin: DNAH12 Antibody [NBP2-38845] - Staining of human cerebral cortex.



Immunohistochemistry: DNAH12 Antibody [NBP2-38845] - Staining of human fallopian tube shows moderate positivity in ciliated cells.



Immunohistochemistry-Paraffin: DNAH12 Antibody [NBP2-38845] -
Staining of human prostate shows low expression as expected.





Novus Biologicals USA

10730 E. Briarwood Avenue
Centennial, CO 80112
USA
Phone: 303.730.1950
Toll Free: 1.888.506.6887
Fax: 303.730.1966
nb-customerservice@bio-techne.com

Bio-Techne Canada

21 Canmotor Ave
Toronto, ON M8Z 4E6
Canada
Phone: 905.827.6400
Toll Free: 855.668.8722
Fax: 905.827.6402
canada.inquires@bio-techne.com

Bio-Techne Ltd

19 Barton Lane
Abingdon Science Park
Abingdon, OX14 3NB, United Kingdom
Phone: (44) (0) 1235 529449
Free Phone: 0800 37 34 15
Fax: (44) (0) 1235 533420
info.EMEA@bio-techne.com

General Contact Information

www.novusbio.com
Technical Support: nb-technical@bio-techne.com
Orders: nb-customerservice@bio-techne.com
General: novus@novusbio.com

Products Related to NBP2-38845

NBP2-38845PEP	DNAH12 Recombinant Protein Antigen
HAF008	Goat anti-Rabbit IgG Secondary Antibody [HRP]
NB7160	Goat anti-Rabbit IgG (H+L) Secondary Antibody [HRP]
NBP2-24891	Rabbit IgG Isotype Control

Limitations

This product is for research use only and is not approved for use in humans or in clinical diagnosis. Primary Antibodies are guaranteed for 1 year from date of receipt.

For more information on our 100% guarantee, please visit www.novusbio.com/guarantee

Earn gift cards/discounts by submitting a review: www.novusbio.com/reviews/submit/NBP2-38845

Earn gift cards/discounts by submitting a publication using this product:
www.novusbio.com/publications

