

Product Datasheet

FMRP Antibody - BSA Free

NBP2-38617

Unit Size: 0.1 ml

Store at 4C short term. Aliquot and store at -20C long term. Avoid freeze-thaw cycles.

www.novusbio.com



technical@novusbio.com

Protocols, Publications, Related Products, Reviews, Research Tools and Images at:
www.novusbio.com/NBP2-38617

Updated 9/9/2025 v.20.1

Earn rewards for product
reviews and publications.

Submit a publication at www.novusbio.com/publications

Submit a review at www.novusbio.com/reviews/destination/NBP2-38617



NBP2-38617

FMRP Antibody - BSA Free

Product Information

| | |
|----------------------|--|
| Unit Size | 0.1 ml |
| Concentration | Concentrations vary lot to lot. See vial label for concentration. If unlisted please contact technical services. |
| Storage | Store at 4C short term. Aliquot and store at -20C long term. Avoid freeze-thaw cycles. |
| Clonality | Polyclonal |
| Preservative | 0.02% Sodium Azide |
| Isotype | IgG |
| Purity | Immunogen affinity purified |
| Buffer | PBS (pH 7.2) and 40% Glycerol |

Product Description

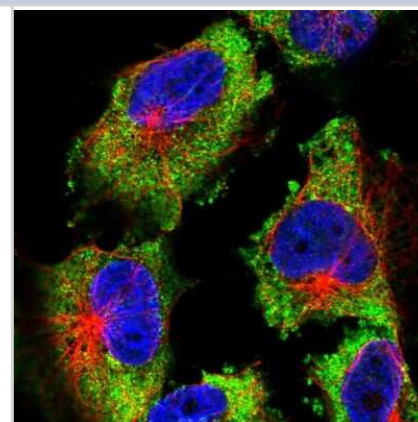
| | |
|-------------------------|--|
| Description | Novus Biologicals Rabbit FMRP Antibody - BSA Free (NBP2-38617) is a polyclonal antibody validated for use in IHC and ICC/IF. All Novus Biologicals antibodies are covered by our 100% guarantee. |
| Host | Rabbit |
| Gene ID | 2332 |
| Gene Symbol | FMR1 |
| Species | Human |
| Reactivity Notes | Immunogen displays the following percentage of sequence identity for non-tested species: Mouse (89%) |
| Immunogen | This antibody was developed against a recombinant protein corresponding to amino acids: FKGNDDHSRTDNRPRNPREAKGRTTDGSLQIRVDCNNERSVHTKTLQNTSSE GSRLRTGKDRNQKKEKPDSVDGQQPLVNGVP |

Product Application Details

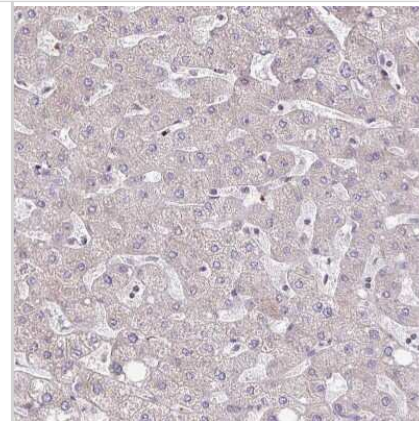
| | |
|------------------------------|---|
| Applications | Immunohistochemistry-Paraffin, Immunocytochemistry/ Immunofluorescence, Immunohistochemistry |
| Recommended Dilutions | Immunohistochemistry 1:200 - 1:500, Immunocytochemistry/ Immunofluorescence 0.25-2 ug/ml, Immunohistochemistry-Paraffin 1:200 - 1:500 |
| Application Notes | For IHC-Paraffin, HIER pH 6 retrieval is recommended. ICC/IF Fixation Permeabilization: Use PFA/Triton X-100. |

Images

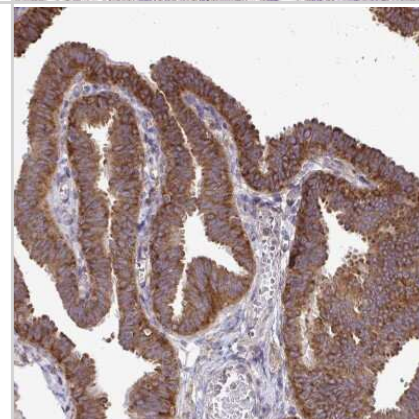
Immunocytochemistry/Immunofluorescence: FMRP Antibody [NBP2-38617] - Staining of human cell line U-251 MG shows localization to cytosol. Antibody staining is shown in green.



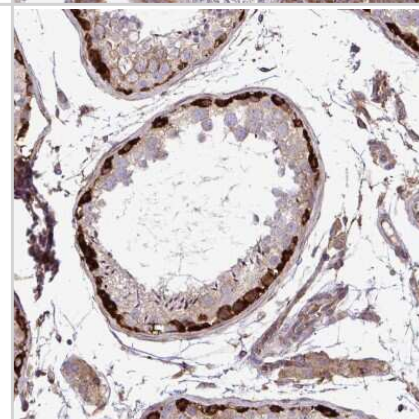
Immunohistochemistry-Paraffin: FMRP Antibody [NBP2-38617] - Staining of human Liver shows weak cytoplasmic positivity in hepatocytes.



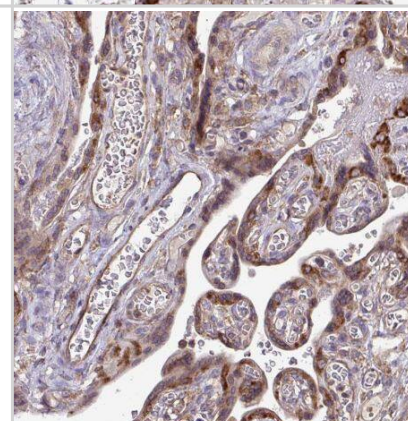
Immunohistochemistry-Paraffin: FMRP Antibody [NBP2-38617] - Staining of human Fallopian tube shows strong cytoplasmic and membranous positivity in glandular cells.



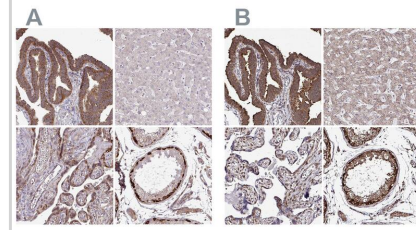
Immunohistochemistry-Paraffin: FMRP Antibody [NBP2-38617] - Staining of human Testis shows strong cytoplasmic positivity in spermatogonia.



Staining of human placenta shows moderate cytoplasmic positivity in trophoblastic cells.



Staining of human fallopian tube, liver, placenta and testis using NBP2-38617 (A) shows similar protein distribution across tissues to independent antibody NBP2-38783 (B).





Novus Biologicals USA

10730 E. Briarwood Avenue
Centennial, CO 80112
USA
Phone: 303.730.1950
Toll Free: 1.888.506.6887
Fax: 303.730.1966
nb-customerservice@bio-techne.com

Bio-Techne Canada

21 Canmotor Ave
Toronto, ON M8Z 4E6
Canada
Phone: 905.827.6400
Toll Free: 855.668.8722
Fax: 905.827.6402
canada.inquires@bio-techne.com

Bio-Techne Ltd

19 Barton Lane
Abingdon Science Park
Abingdon, OX14 3NB, United Kingdom
Phone: (44) (0) 1235 529449
Free Phone: 0800 37 34 15
Fax: (44) (0) 1235 533420
info.EMEA@bio-techne.com

General Contact Information

www.novusbio.com
Technical Support: nb-technical@bio-techne.com
Orders: nb-customerservice@bio-techne.com
General: novus@novusbio.com

Products Related to NBP2-38617

| | |
|---------------|---|
| NBP2-38617PEP | FMRP Recombinant Protein Antigen |
| HAF008 | Goat anti-Rabbit IgG Secondary Antibody [HRP] |
| NB7160 | Goat anti-Rabbit IgG (H+L) Secondary Antibody [HRP] |
| NBP2-24891 | Rabbit IgG Isotype Control |

Limitations

This product is for research use only and is not approved for use in humans or in clinical diagnosis. Primary Antibodies are guaranteed for 1 year from date of receipt.

For more information on our 100% guarantee, please visit www.novusbio.com/guarantee

Earn gift cards/discounts by submitting a review: www.novusbio.com/reviews/submit/NBP2-38617

Earn gift cards/discounts by submitting a publication using this product:
www.novusbio.com/publications

