

Product Datasheet

BANF1 Antibody - BSA Free

NBP2-38442

Unit Size: 0.1 ml

Store at 4C short term. Aliquot and store at -20C long term. Avoid freeze-thaw cycles.

www.novusbio.com



technical@novusbio.com

Reviews: 1

Protocols, Publications, Related Products, Reviews, Research Tools and Images at:
www.novusbio.com/NBP2-38442

Updated 9/9/2025 v.20.1

Earn rewards for product
reviews and publications.

Submit a publication at www.novusbio.com/publications

Submit a review at www.novusbio.com/reviews/destination/NBP2-38442



NBP2-38442

BANF1 Antibody - BSA Free

Product Information

Unit Size	0.1 ml
Concentration	Concentrations vary lot to lot. See vial label for concentration. If unlisted please contact technical services.
Storage	Store at 4C short term. Aliquot and store at -20C long term. Avoid freeze-thaw cycles.
Clonality	Polyclonal
Preservative	0.02% Sodium Azide
Isotype	IgG
Purity	Immunogen affinity purified
Buffer	PBS (pH 7.2) and 40% Glycerol

Product Description

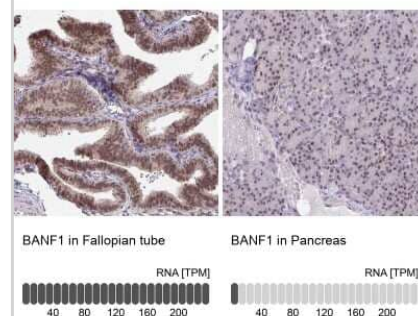
Description	Novus Biologicals Rabbit BANF1 Antibody - BSA Free (NBP2-38442) is a polyclonal antibody validated for use in IHC and ICC/IF. All Novus Biologicals antibodies are covered by our 100% guarantee.
Host	Rabbit
Gene ID	8815
Gene Symbol	BANF1
Species	Human
Immunogen	This antibody was developed against a recombinant protein corresponding to amino acids: MTTSQKHRDFVAEPMGEKPVGSLAGIGEVLGKKLEERGFDKAYVVLGQFLVLK KDEDLFREWLKDTCGANAKQSRDCFGC

Product Application Details

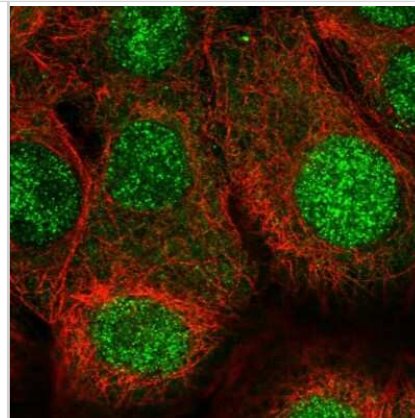
Applications	Immunohistochemistry-Paraffin, Immunocytochemistry/ Immunofluorescence, Immunohistochemistry
Recommended Dilutions	Immunohistochemistry 1:50 - 1:200, Immunocytochemistry/ Immunofluorescence 0.25-2 ug/ml, Immunohistochemistry-Paraffin 1:50 - 1:200
Application Notes	For IHC-Paraffin, HIER pH 6 retrieval is recommended. ICC/IF Fixation Permeabilization: Use PFA/Triton X-100.

Images

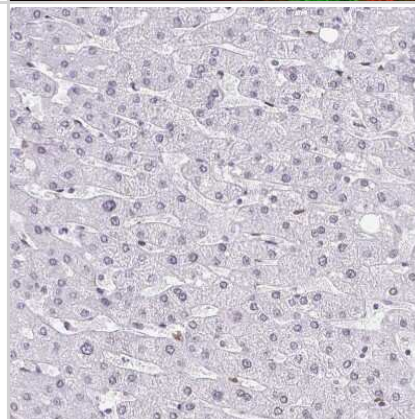
Immunohistochemistry-Paraffin: BANF1 Antibody [NBP2-38442] - Staining in human fallopian tube and pancreas tissues using anti-BANF1 antibody. Corresponding BANF1 RNA-seq data are presented for the same tissues.



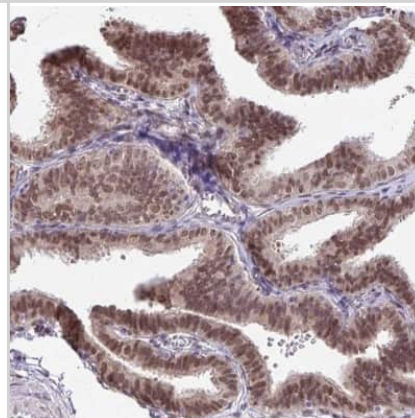
Immunocytochemistry/Immunofluorescence: BANF1 Antibody [NBP2-38442] - Staining of human cell line MCF7 shows localization to nucleoplasm. Antibody staining is shown in green.



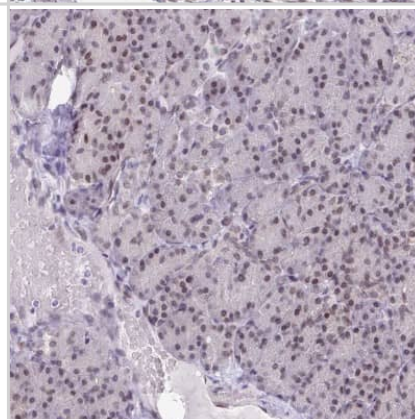
Immunohistochemistry-Paraffin: BANF1 Antibody [NBP2-38442] - Staining of human liver shows low positivity in hepatocytes as expected.



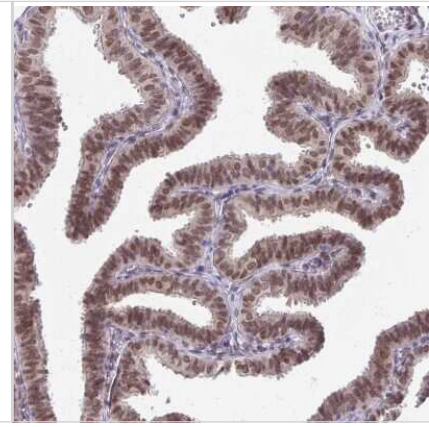
Immunohistochemistry-Paraffin: BANF1 Antibody [NBP2-38442] - Staining of human fallopian tube shows high expression.



Immunohistochemistry-Paraffin: BANF1 Antibody [NBP2-38442] - Staining of human pancreas shows low expression as expected.



Immunohistochemistry-Paraffin: BANF1 Antibody [NBP2-38442] - Staining of human Fallopian tube shows strong nuclear positivity in glandular cells.





Novus Biologicals USA

10730 E. Briarwood Avenue
Centennial, CO 80112
USA
Phone: 303.730.1950
Toll Free: 1.888.506.6887
Fax: 303.730.1966
nb-customerservice@bio-techne.com

Bio-Techne Canada

21 Canmotor Ave
Toronto, ON M8Z 4E6
Canada
Phone: 905.827.6400
Toll Free: 855.668.8722
Fax: 905.827.6402
canada.inquires@bio-techne.com

Bio-Techne Ltd

19 Barton Lane
Abingdon Science Park
Abingdon, OX14 3NB, United Kingdom
Phone: (44) (0) 1235 529449
Free Phone: 0800 37 34 15
Fax: (44) (0) 1235 533420
info.EMEA@bio-techne.com

General Contact Information

www.novusbio.com
Technical Support: nb-technical@bio-techne.com
Orders: nb-customerservice@bio-techne.com
General: novus@novusbio.com

Products Related to NBP2-38442

NBP2-38442PEP	BANF1 Recombinant Protein Antigen
HAF008	Goat anti-Rabbit IgG Secondary Antibody [HRP]
NB7160	Goat anti-Rabbit IgG (H+L) Secondary Antibody [HRP]
NBP2-24891	Rabbit IgG Isotype Control

Limitations

This product is for research use only and is not approved for use in humans or in clinical diagnosis. Primary Antibodies are guaranteed for 1 year from date of receipt.

For more information on our 100% guarantee, please visit www.novusbio.com/guarantee

Earn gift cards/discounts by submitting a review: www.novusbio.com/reviews/submit/NBP2-38442

Earn gift cards/discounts by submitting a publication using this product:
www.novusbio.com/publications

