

Product Datasheet

FATP2/SLC27A2 Antibody (6B3A9) - BSA Free NBP2-37738

Unit Size: 0.1 ml

Store at 4C short term. Aliquot and store at -20C long term. Avoid freeze-thaw cycles.

www.novusbio.com



technical@novusbio.com

Publications: 1

Protocols, Publications, Related Products, Reviews, Research Tools and Images at:
www.novusbio.com/NBP2-37738

Updated 10/23/2024 v.20.1

Earn rewards for product
reviews and publications.

Submit a publication at www.novusbio.com/publications

Submit a review at www.novusbio.com/reviews/destination/NBP2-37738



NBP2-37738

FATP2/SLC27A2 Antibody (6B3A9) - BSA Free

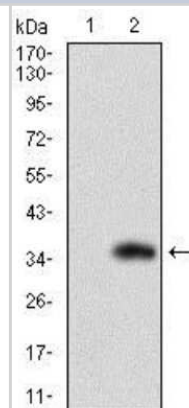
Product Information	
Unit Size	0.1 ml
Concentration	1 mg/ml
Storage	Store at 4C short term. Aliquot and store at -20C long term. Avoid freeze-thaw cycles.
Clonality	Monoclonal
Clone	6B3A9
Preservative	0.05% Sodium Azide
Isotype	IgG1
Purity	Protein G purified
Buffer	PBS
Target Molecular Weight	70.3 kDa

Product Description	
Host	Mouse
Gene ID	11001
Gene Symbol	SLC27A2
Species	Human
Immunogen	Purified recombinant fragment of human FATP2/SLC27A2 (AA: 346-405) expressed in E. Coli.

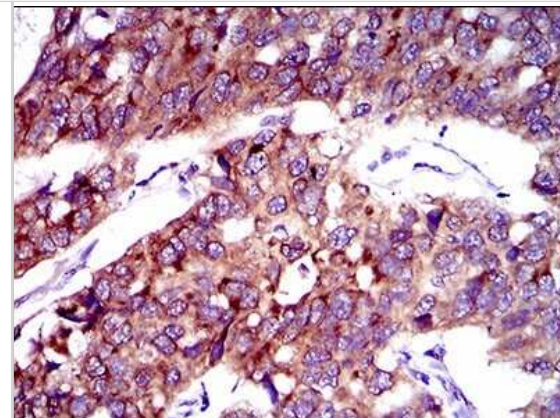
Product Application Details	
Applications	Western Blot, ELISA, Immunohistochemistry, Immunohistochemistry-Paraffin
Recommended Dilutions	Western Blot 1:500 - 1:2000, ELISA 1:10000, Immunohistochemistry 1:200 - 1:1000, Immunohistochemistry-Paraffin 1:200-1:1000

Images

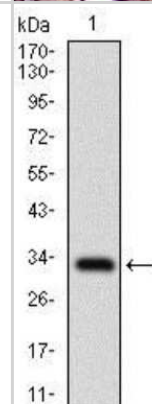
Western Blot: FATP2/SLC27A2 Antibody (6B3A9) [NBP2-37738] - Analysis using SLC27A2 mAb against HEK293 (1) and SLC27A2 (AA: 346-405)-hlgGfc transfected HEK293 (2) cell lysate.



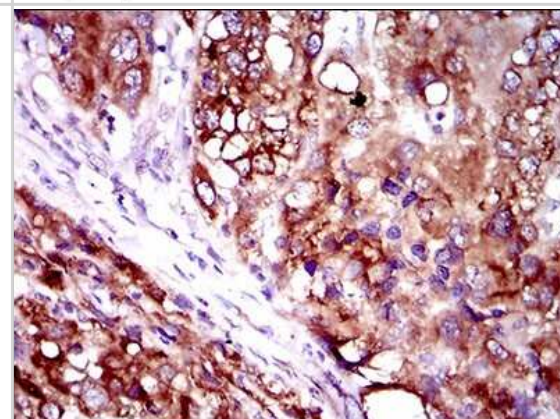
Immunohistochemistry-Paraffin: FATP2/SLC27A2 Antibody (6B3A9) [NBP2-37738] - Analysis of esophageal cancer tissues using SLC27A2 mouse mAb with DAB staining.



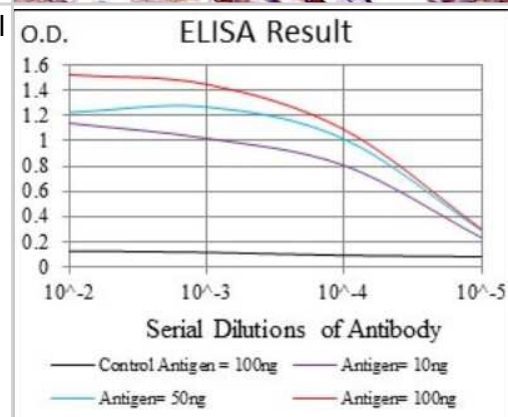
Western Blot: FATP2/SLC27A2 Antibody (6B3A9) [NBP2-37738] - Analysis using SLC27A2 mAb against human SLC27A2 recombinant protein. (Expected MW is 32.4 kDa).



Immunohistochemistry-Paraffin: FATP2/SLC27A2 Antibody (6B3A9) [NBP2-37738] - Analysis of liver cancer tissues using SLC27A2 mouse mAb with DAB staining.



ELISA: FATP2/SLC27A2 Antibody (6B3A9) [NBP2-37738] - Red: Control Antigen (100ng); Purple: Antigen (10ng); Green: Antigen (50ng); Blue: Antigen (100ng);



Publications

Huang B, Zeng Z, Li H et al. Modeling kidney development, disease, and plasticity with clonal expandable nephron progenitor cells and nephron organoids bioRxiv 2023-05-26 [PMID: 37293038] (Immunocytochemistry/ Immunofluorescence, Human)



Novus Biologicals USA

10730 E. Briarwood Avenue
Centennial, CO 80112
USA
Phone: 303.730.1950
Toll Free: 1.888.506.6887
Fax: 303.730.1966
nb-customerservice@bio-techne.com

Bio-Techne Canada

21 Canmotor Ave
Toronto, ON M8Z 4E6
Canada
Phone: 905.827.6400
Toll Free: 855.668.8722
Fax: 905.827.6402
canada.inquires@bio-techne.com

Bio-Techne Ltd

19 Barton Lane
Abingdon Science Park
Abingdon, OX14 3NB, United Kingdom
Phone: (44) (0) 1235 529449
Free Phone: 0800 37 34 15
Fax: (44) (0) 1235 533420
info.EMEA@bio-techne.com

General Contact Information

www.novusbio.com
Technical Support: nb-technical@bio-techne.com
Orders: nb-customerservice@bio-techne.com
General: novus@novusbio.com

Products Related to NBP2-37738

HAF007	Goat anti-Mouse IgG Secondary Antibody [HRP]
NB720-B	Rabbit anti-Mouse IgG (H+L) Secondary Antibody [Biotin]
NBP1-97005-0.5mg	Mouse IgG1 Isotype Control (MG1)
NBP3-05516PEP	FATP2/SLC27A2 Recombinant Protein Antigen

Limitations

This product is for research use only and is not approved for use in humans or in clinical diagnosis. Primary Antibodies are guaranteed for 1 year from date of receipt.

For more information on our 100% guarantee, please visit www.novusbio.com/guarantee

Earn gift cards/discounts by submitting a review: www.novusbio.com/reviews/submit/NBP2-37738

Earn gift cards/discounts by submitting a publication using this product:
www.novusbio.com/publications

