

# Product Datasheet

## Integrin alpha 5/CD49e Antibody (10F6) - BSA Free NBP2-37666

Unit Size: 0.1 ml

Store at 4C short term. Aliquot and store at -20C long term. Avoid freeze-thaw cycles.

[www.novusbio.com](http://www.novusbio.com)



[technical@novusbio.com](mailto:technical@novusbio.com)

Protocols, Publications, Related Products, Reviews, Research Tools and Images at:  
[www.novusbio.com/NBP2-37666](http://www.novusbio.com/NBP2-37666)

Updated 10/23/2024 v.20.1

Earn rewards for product  
reviews and publications.

Submit a publication at [www.novusbio.com/publications](http://www.novusbio.com/publications)

Submit a review at [www.novusbio.com/reviews/destination/NBP2-37666](http://www.novusbio.com/reviews/destination/NBP2-37666)



**NBP2-37666**

Integrin alpha 5/CD49e Antibody (10F6) - BSA Free

<b>Product Information</b>	
<b>Unit Size</b>	0.1 ml
<b>Concentration</b>	This product is unpurified. The exact concentration of antibody is not quantifiable.
<b>Storage</b>	Store at 4C short term. Aliquot and store at -20C long term. Avoid freeze-thaw cycles.
<b>Clonality</b>	Monoclonal
<b>Clone</b>	10F6
<b>Preservative</b>	0.03% Sodium Azide
<b>Isotype</b>	IgG2a
<b>Purity</b>	Unpurified
<b>Buffer</b>	Ascites
<b>Target Molecular Weight</b>	114 kDa

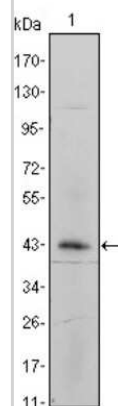
<b>Product Description</b>	
<b>Host</b>	Mouse
<b>Gene ID</b>	3678
<b>Gene Symbol</b>	ITGA5
<b>Species</b>	Human
<b>Immunogen</b>	Purified recombinant fragment of human Integrin alpha 5/CD49e expressed in E. Coli.

<b>Product Application Details</b>	
<b>Applications</b>	Western Blot, ELISA, Flow Cytometry, Immunohistochemistry, Immunohistochemistry-Paraffin
<b>Recommended Dilutions</b>	Western Blot 1:500 - 1:2000, Flow Cytometry 1:200 - 1:400, ELISA 1:10000, Immunohistochemistry 1:200 - 1:1000, Immunohistochemistry-Paraffin 1:200 - 1:1000

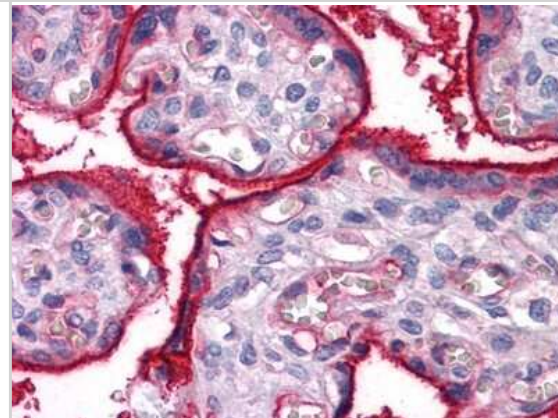


## Images

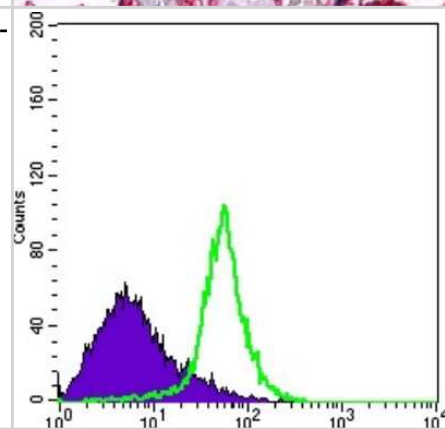
Western Blot: Integrin alpha 5/CD49e Antibody (10F6) [NBP2-37666] - Western blot analysis using ITGA5 mouse mAb against ITGA5-hlgGfc transfected HEK293 cell lysate.



Immunohistochemistry: Integrin alpha 5/CD49e Antibody (10F6) [NBP2-37666] - Immunohistochemical analysis of paraffin-embedded human Placenta tissues using ITGA5 mouse mAb



Flow Cytometry: Integrin alpha 5/CD49e Antibody (10F6) [NBP2-37666] - Flow cytometric analysis of Hela cells using ITGA5 mouse mAb (green) and negative control (purple).





### **Novus Biologicals USA**

10730 E. Briarwood Avenue  
Centennial, CO 80112  
USA  
Phone: 303.730.1950  
Toll Free: 1.888.506.6887  
Fax: 303.730.1966  
nb-customerservice@bio-techne.com

### **Bio-Techne Canada**

21 Canmotor Ave  
Toronto, ON M8Z 4E6  
Canada  
Phone: 905.827.6400  
Toll Free: 855.668.8722  
Fax: 905.827.6402  
canada.inquires@bio-techne.com

### **Bio-Techne Ltd**

19 Barton Lane  
Abingdon Science Park  
Abingdon, OX14 3NB, United Kingdom  
Phone: (44) (0) 1235 529449  
Free Phone: 0800 37 34 15  
Fax: (44) (0) 1235 533420  
info.EMEA@bio-techne.com

### **General Contact Information**

www.novusbio.com  
Technical Support: nb-technical@bio-techne.com  
Orders: nb-customerservice@bio-techne.com  
General: novus@novusbio.com

### **Products Related to NBP2-37666**

---

HAF007	Goat anti-Mouse IgG Secondary Antibody [HRP]
NB720-B	Rabbit anti-Mouse IgG (H+L) Secondary Antibody [Biotin]
NBP1-96778	Mouse IgG2a Isotype Control (M2A)
NBP1-84576PEP	Integrin alpha 5/CD49e Recombinant Protein Antigen

---

### **Limitations**

This product is for research use only and is not approved for use in humans or in clinical diagnosis. Primary Antibodies are guaranteed for 1 year from date of receipt.

For more information on our 100% guarantee, please visit [www.novusbio.com/guarantee](http://www.novusbio.com/guarantee)

Earn gift cards/discounts by submitting a review: [www.novusbio.com/reviews/submit/NBP2-37666](http://www.novusbio.com/reviews/submit/NBP2-37666)

Earn gift cards/discounts by submitting a publication using this product:  
[www.novusbio.com/publications](http://www.novusbio.com/publications)

