

Product Datasheet

B7-H3/CD276 Antibody (6A1) - BSA Free NBP2-37657

Unit Size: 0.1 ml

Store at 4C short term. Aliquot and store at -20C long term. Avoid freeze-thaw cycles.

www.novusbio.com



technical@novusbio.com

Protocols, Publications, Related Products, Reviews, Research Tools and Images at:
www.novusbio.com/NBP2-37657

Updated 10/23/2024 v.20.1

**Earn rewards for product
reviews and publications.**

Submit a publication at www.novusbio.com/publications

Submit a review at www.novusbio.com/reviews/destination/NBP2-37657



NBP2-37657

B7-H3/CD276 Antibody (6A1) - BSA Free

Product Information	
Unit Size	0.1 ml
Concentration	This product is unpurified. The exact concentration of antibody is not quantifiable.
Storage	Store at 4C short term. Aliquot and store at -20C long term. Avoid freeze-thaw cycles.
Clonality	Monoclonal
Clone	6A1
Preservative	0.03% Sodium Azide
Isotype	IgG1
Purity	Unpurified
Buffer	Ascites
Target Molecular Weight	57 kDa

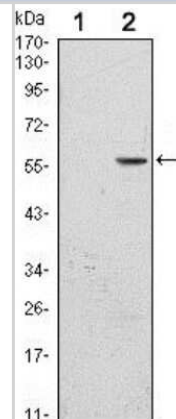
Product Description	
Host	Mouse
Gene ID	80381
Gene Symbol	CD276
Species	Human
Immunogen	Purified recombinant fragment of human B7-H3/CD276 expressed in E. Coli.

Product Application Details	
Applications	Western Blot, ELISA, Flow Cytometry, Immunohistochemistry, Immunohistochemistry-Paraffin
Recommended Dilutions	Western Blot 1:500 - 1:2000, Flow Cytometry 1:200 - 1:400, ELISA 1:10000, Immunohistochemistry 1:200 - 1:1000, Immunohistochemistry-Paraffin 1:200 - 1:1000

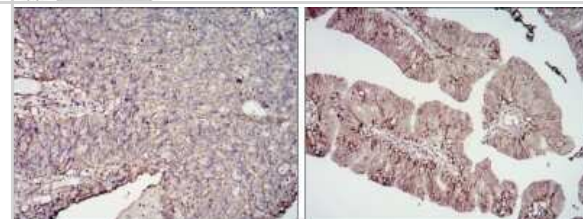


Images

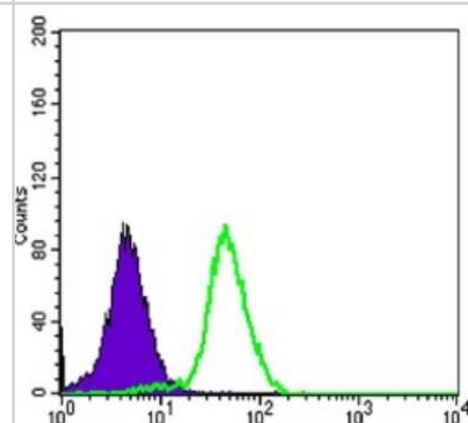
Western Blot: B7-H3/CD276 Antibody (6A1) [NBP2-37657] - Western blot analysis using CD276 mAb against HEK293 (1) and CD276(AA: 30-130)-hlgGFc transfected HEK293 (2) cell lysate.



Immunohistochemistry-Paraffin: B7-H3/CD276 Antibody (6A1) [NBP2-37657] - Analysis of cervical cancer tissues (left) and ovarian cancer tissues (right) using CD276 mouse mAb with DAB staining.



Flow Cytometry: B7-H3/CD276 Antibody (6A1) [NBP2-37657] - Analysis of PC-3 cells using CD276 mouse mAb (green) and negative control (purple).





Novus Biologicals USA

10730 E. Briarwood Avenue
Centennial, CO 80112
USA
Phone: 303.730.1950
Toll Free: 1.888.506.6887
Fax: 303.730.1966
nb-customerservice@bio-techne.com

Bio-Techne Canada

21 Canmotor Ave
Toronto, ON M8Z 4E6
Canada
Phone: 905.827.6400
Toll Free: 855.668.8722
Fax: 905.827.6402
canada.inquires@bio-techne.com

Bio-Techne Ltd

19 Barton Lane
Abingdon Science Park
Abingdon, OX14 3NB, United Kingdom
Phone: (44) (0) 1235 529449
Free Phone: 0800 37 34 15
Fax: (44) (0) 1235 533420
info.EMEA@bio-techne.com

General Contact Information

www.novusbio.com
Technical Support: nb-technical@bio-techne.com
Orders: nb-customerservice@bio-techne.com
General: novus@novusbio.com

Products Related to NBP2-37657

HAF007	Goat anti-Mouse IgG Secondary Antibody [HRP]
NB720-B	Rabbit anti-Mouse IgG (H+L) Secondary Antibody [Biotin]
NBP1-97005-0.5mg	Mouse IgG1 Isotype Control (MG1)
NBP2-59914-50ug	Recombinant Human B7-H3/CD276 His Protein

Limitations

This product is for research use only and is not approved for use in humans or in clinical diagnosis. Primary Antibodies are guaranteed for 1 year from date of receipt.

For more information on our 100% guarantee, please visit www.novusbio.com/guarantee

Earn gift cards/discounts by submitting a review: www.novusbio.com/reviews/submit/NBP2-37657

Earn gift cards/discounts by submitting a publication using this product:
www.novusbio.com/publications

