

Product Datasheet

Cortactin Antibody (4C6) - BSA Free NBP2-37621

Unit Size: 0.1 ml

Store at 4C short term. Aliquot and store at -20C long term. Avoid freeze-thaw cycles.

www.novusbio.com



technical@novusbio.com

Protocols, Publications, Related Products, Reviews, Research Tools and Images at:
www.novusbio.com/NBP2-37621

Updated 10/23/2024 v.20.1

Earn rewards for product
reviews and publications.

Submit a publication at www.novusbio.com/publications

Submit a review at www.novusbio.com/reviews/destination/NBP2-37621



NBP2-37621

Cortactin Antibody (4C6) - BSA Free

Product Information	
Unit Size	0.1 ml
Concentration	This product is unpurified. The exact concentration of antibody is not quantifiable.
Storage	Store at 4C short term. Aliquot and store at -20C long term. Avoid freeze-thaw cycles.
Clonality	Monoclonal
Clone	4C6
Preservative	0.03% Sodium Azide
Isotype	IgG1
Purity	Unpurified
Buffer	Ascites
Target Molecular Weight	80 kDa

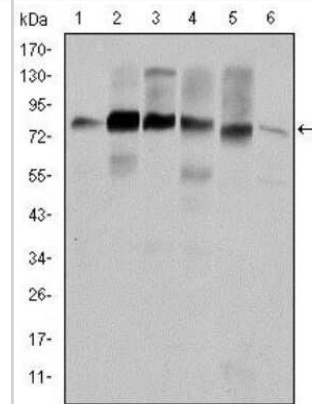
Product Description	
Host	Mouse
Gene ID	2017
Gene Symbol	CTTN
Species	Human, Mouse
Reactivity Notes	Please note that this antibody is reactive to Mouse and derived from the same host, Mouse. Additional Mouse on Mouse blocking steps may be required for IHC and ICC experiments. Please contact Technical Support for more information.
Immunogen	Purified recombinant fragment of human Cortactin expressed in E. Coli.

Product Application Details	
Applications	Western Blot, ELISA, Immunohistochemistry, Immunohistochemistry-Paraffin
Recommended Dilutions	Western Blot 1:500 - 1:2000, ELISA 1:10000, Immunohistochemistry 1:200 - 1:1000, Immunohistochemistry-Paraffin 1:200 - 1:1000

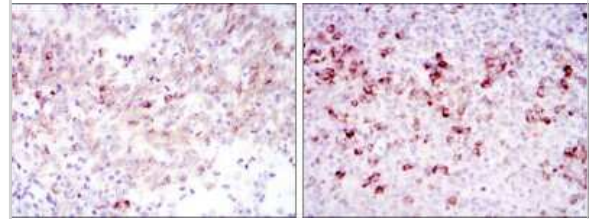


Images

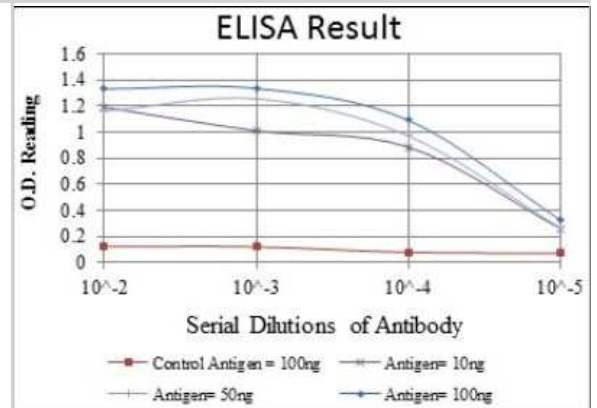
Western Blot: Cortactin Antibody (4C6) [NBP2-37621] - Western blot analysis using CTTN mouse mAb against Hela (1), A431 (2), MCF-7 (3), SR-BR-3 (4), HepG2 (5) and NIH/3T3 (6) cell lysate.



Immunohistochemistry: Cortactin Antibody (4C6) [NBP2-37621] - Immunohistochemical analysis of paraffin-embedded cervical cancer tissues (left) and tonsil tissues (right) using CTTN mouse mAb with DAB staining.



ELISA: Cortactin Antibody (4C6) [NBP2-37621] - Red: Control Antigen (100ng); Purple: Antigen (10ng); Green: Antigen (50ng); Blue: Antigen (100ng);





Novus Biologicals USA

10730 E. Briarwood Avenue
Centennial, CO 80112
USA
Phone: 303.730.1950
Toll Free: 1.888.506.6887
Fax: 303.730.1966
nb-customerservice@bio-techne.com

Bio-Techne Canada

21 Canmotor Ave
Toronto, ON M8Z 4E6
Canada
Phone: 905.827.6400
Toll Free: 855.668.8722
Fax: 905.827.6402
canada.inquires@bio-techne.com

Bio-Techne Ltd

19 Barton Lane
Abingdon Science Park
Abingdon, OX14 3NB, United Kingdom
Phone: (44) (0) 1235 529449
Free Phone: 0800 37 34 15
Fax: (44) (0) 1235 533420
info.EMEA@bio-techne.com

General Contact Information

www.novusbio.com
Technical Support: nb-technical@bio-techne.com
Orders: nb-customerservice@bio-techne.com
General: novus@novusbio.com

Products Related to NBP2-37621

HAF007	Goat anti-Mouse IgG Secondary Antibody [HRP]
NB720-B	Rabbit anti-Mouse IgG (H+L) Secondary Antibody [Biotin]
NBP1-97005-0.5mg	Mouse IgG1 Isotype Control (MG1)
H00002017-P01-10ug	Recombinant Human Cortactin GST (N-Term) Protein

Limitations

This product is for research use only and is not approved for use in humans or in clinical diagnosis. Primary Antibodies are guaranteed for 1 year from date of receipt.

For more information on our 100% guarantee, please visit www.novusbio.com/guarantee

Earn gift cards/discounts by submitting a review: www.novusbio.com/reviews/submit/NBP2-37621

Earn gift cards/discounts by submitting a publication using this product:
www.novusbio.com/publications

