

# Product Datasheet

## PGC1 alpha Antibody (1G8) - BSA Free NBP2-37562

Unit Size: 0.1 ml

Store at 4C short term. Aliquot and store at -20C long term. Avoid freeze-thaw cycles.

[www.novusbio.com](http://www.novusbio.com)



[technical@novusbio.com](mailto:technical@novusbio.com)

### Publications: 1

Protocols, Publications, Related Products, Reviews, Research Tools and Images at:  
[www.novusbio.com/NBP2-37562](http://www.novusbio.com/NBP2-37562)

Updated 10/23/2024 v.20.1

Earn rewards for product  
reviews and publications.

Submit a publication at [www.novusbio.com/publications](http://www.novusbio.com/publications)

Submit a review at [www.novusbio.com/reviews/destination/NBP2-37562](http://www.novusbio.com/reviews/destination/NBP2-37562)



**NBP2-37562**

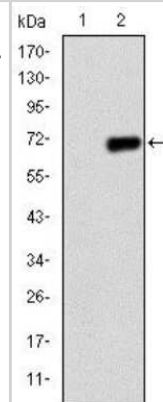
PGC1 alpha Antibody (1G8) - BSA Free

<b>Product Information</b>	
<b>Unit Size</b>	0.1 ml
<b>Concentration</b>	This product is unpurified. The exact concentration of antibody is not quantifiable.
<b>Storage</b>	Store at 4C short term. Aliquot and store at -20C long term. Avoid freeze-thaw cycles.
<b>Clonality</b>	Monoclonal
<b>Clone</b>	1G8
<b>Preservative</b>	0.03% Sodium Azide
<b>Isotype</b>	IgG2b
<b>Purity</b>	Unpurified
<b>Buffer</b>	Ascites
<b>Target Molecular Weight</b>	91 kDa
<b>Product Description</b>	
<b>Host</b>	Mouse
<b>Gene ID</b>	10891
<b>Gene Symbol</b>	PPARGC1A
<b>Species</b>	Human
<b>Immunogen</b>	Purified recombinant fragment of human PGC1 alpha expressed in E. Coli.
<b>Product Application Details</b>	
<b>Applications</b>	Western Blot, ELISA
<b>Recommended Dilutions</b>	Western Blot 1:500 - 1:2000, ELISA 1:10000

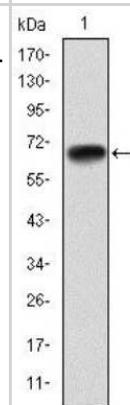


## Images

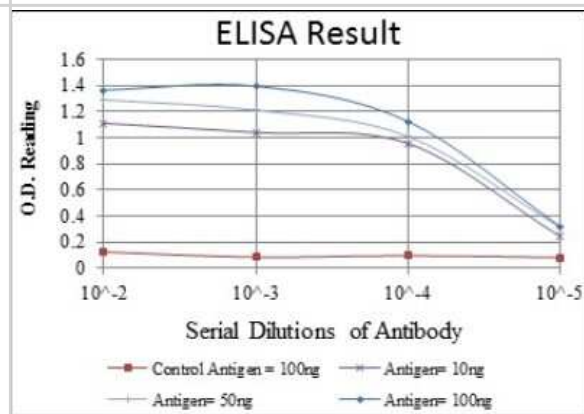
Western Blot: PGC1 alpha Antibody (1G8) [NBP2-37562] - Analysis using PGC1 alpha Antibody (1G8) against HEK293 (1) and PGC-1alpha-hlgFc transfected HEK293 (2) cell lysate.



Western Blot: PGC1 alpha Antibody (1G8) [NBP2-37562] - Analysis using PGC1 alpha Antibody (1G8) against human PGC-1alpha (AA: 570-798) recombinant protein. Expected molecular weight is 70 KDa.



ELISA: PGC1 alpha Antibody (1G8) [NBP2-37562] - Red: Control Antigen (100ng); Purple: Antigen (10ng); Green: Antigen (50ng); Blue: Antigen (100ng);



## Publications

Gehui Ni, Kai Wang, Yufei Zhou, Xiaodong Wu, Jiaqi Wang, Hongcai Shang, Lijun Wang, Xinli Li Citri reticulatae Pericarpium attenuates Ang II-induced pathological cardiac hypertrophy via upregulating peroxisome proliferator-activated receptors gamma *Annals of Translational Medicine* 2020-09-01 [PMID: 33145283]



### **Novus Biologicals USA**

10730 E. Briarwood Avenue  
Centennial, CO 80112  
USA  
Phone: 303.730.1950  
Toll Free: 1.888.506.6887  
Fax: 303.730.1966  
nb-customerservice@bio-techne.com

### **Bio-Techne Canada**

21 Canmotor Ave  
Toronto, ON M8Z 4E6  
Canada  
Phone: 905.827.6400  
Toll Free: 855.668.8722  
Fax: 905.827.6402  
canada.inquires@bio-techne.com

### **Bio-Techne Ltd**

19 Barton Lane  
Abingdon Science Park  
Abingdon, OX14 3NB, United Kingdom  
Phone: (44) (0) 1235 529449  
Free Phone: 0800 37 34 15  
Fax: (44) (0) 1235 533420  
info.EMEA@bio-techne.com

### **General Contact Information**

www.novusbio.com  
Technical Support: nb-technical@bio-techne.com  
Orders: nb-customerservice@bio-techne.com  
General: novus@novusbio.com

### **Products Related to NBP2-37562**

---

HAF007	Goat anti-Mouse IgG Secondary Antibody [HRP]
NB720-B	Rabbit anti-Mouse IgG (H+L) Secondary Antibody [Biotin]
NBP2-27231	Mouse IgG2b Isotype Control (MPC-11)
H00010891-Q01-10ug	Recombinant Human PGC1 alpha GST (N-Term) Protein

---

### **Limitations**

This product is for research use only and is not approved for use in humans or in clinical diagnosis. Primary Antibodies are guaranteed for 1 year from date of receipt.

For more information on our 100% guarantee, please visit [www.novusbio.com/guarantee](http://www.novusbio.com/guarantee)

Earn gift cards/discounts by submitting a review: [www.novusbio.com/reviews/submit/NBP2-37562](http://www.novusbio.com/reviews/submit/NBP2-37562)

Earn gift cards/discounts by submitting a publication using this product:  
[www.novusbio.com/publications](http://www.novusbio.com/publications)

