

Product Datasheet

Argininosuccinate Synthase Antibody (2C10) - BSA Free NBP2-37518

Unit Size: 0.1 ml

Store at 4C short term. Aliquot and store at -20C long term. Avoid freeze-thaw cycles.

www.novusbio.com



technical@novusbio.com

Publications: 1

Protocols, Publications, Related Products, Reviews, Research Tools and Images at:
www.novusbio.com/NBP2-37518

Updated 9/9/2025 v.20.1

Earn rewards for product
reviews and publications.

Submit a publication at www.novusbio.com/publications

Submit a review at www.novusbio.com/reviews/destination/NBP2-37518



NBP2-37518**Argininosuccinate Synthase Antibody (2C10) - BSA Free**

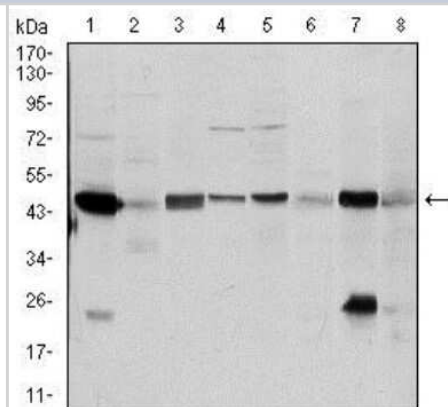
Product Information	
Unit Size	0.1 ml
Concentration	1 mg/ml
Storage	Store at 4C short term. Aliquot and store at -20C long term. Avoid freeze-thaw cycles.
Clonality	Monoclonal
Clone	2C10
Preservative	0.05% Sodium Azide
Isotype	IgG1
Purity	Protein G purified
Buffer	PBS
Target Molecular Weight	47 kDa

Product Description	
Description	Novus Biologicals Mouse Argininosuccinate Synthase Antibody (2C10) - BSA Free (NBP2-37518) is a monoclonal antibody validated for use in IHC, WB and ELISA. Anti-Argininosuccinate Synthase Antibody: Cited in 1 publication. All Novus Biologicals antibodies are covered by our 100% guarantee.
Host	Mouse
Gene ID	445
Gene Symbol	ASS1
Species	Human, Mouse, Monkey
Reactivity Notes	Please note that this antibody is reactive to Mouse and derived from the same host, Mouse. Additional Mouse on Mouse blocking steps may be required for IHC and ICC experiments. Please contact Technical Support for more information.
Immunogen	Purified recombinant fragment of human Argininosuccinate Synthase expressed in E. Coli.

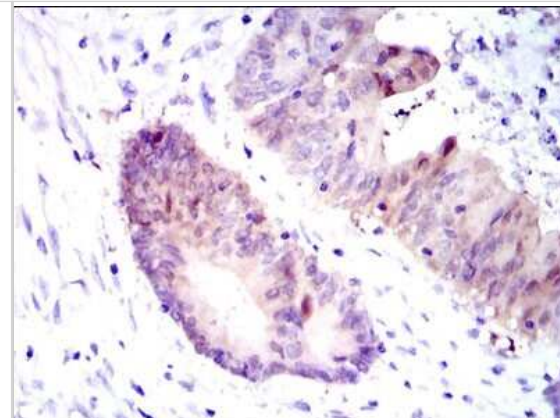
Product Application Details	
Applications	Western Blot, Immunohistochemistry-Paraffin, ELISA, Immunohistochemistry
Recommended Dilutions	Western Blot 1:500 - 1:2000, ELISA 1:10000, Immunohistochemistry 1:200 - 1:1000, Immunohistochemistry-Paraffin 1:200 - 1:1000

Images

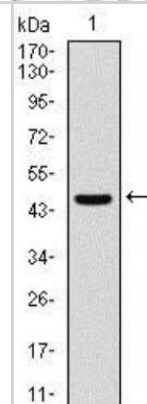
Western Blot: Argininosuccinate Synthase Antibody (2C10) [NBP2-37518] - Western blot analysis using ASS1 mouse mAb against A431 (1), RAJI (2), MOLT4 (3), Jurkat (4), A549 (5), NIH/3T3 (6), PC-12 (7) and Cos7 (8) cell lysate.



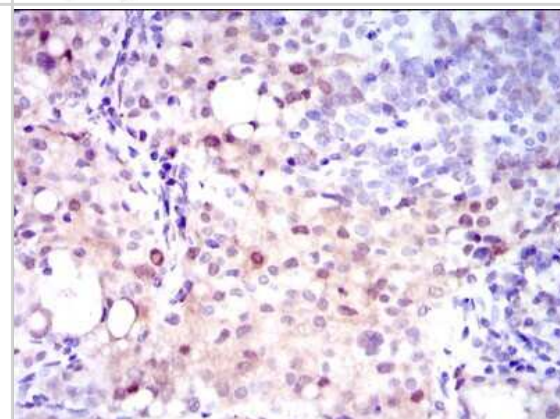
Immunohistochemistry: Argininosuccinate Synthase Antibody (2C10) [NBP2-37518] - Immunohistochemical analysis of paraffin-embedded colon cancer tissues using ASS1 mouse mAb with DAB staining.



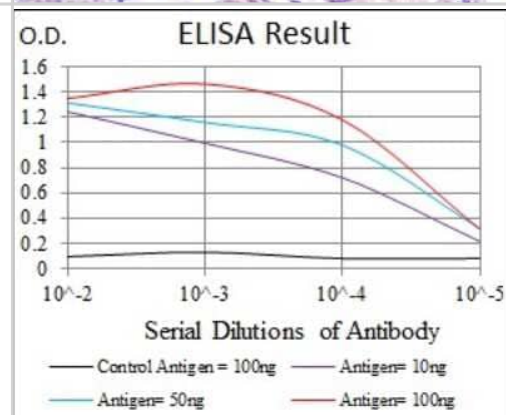
Western Blot: Argininosuccinate Synthase Antibody (2C10) [NBP2-37518] - Western blot analysis using ASS1 mAb against human ASS1 (AA: 40-236) recombinant protein. (Expected MW is 47 kDa)



Immunohistochemistry: Argininosuccinate Synthase Antibody (2C10) [NBP2-37518] - Immunohistochemical analysis of paraffin-embedded cervical cancer tissues using ASS1 mouse mAb with DAB staining.



ELISA: Argininosuccinate Synthase Antibody (2C10) [NBP2-37518] - Red: Control Antigen (100ng); Purple: Antigen (10ng); Green: Antigen (50ng); Blue: Antigen (100ng);



Publications

Dell'Anno I, Barbarino M, Barone E et al. EIF4G1 and RAN as Possible Drivers for Malignant Pleural Mesothelioma Int J Mol Sci 2020-07-09 [PMID: 32659970] (WB, Human)



Novus Biologicals USA

10730 E. Briarwood Avenue
Centennial, CO 80112
USA
Phone: 303.730.1950
Toll Free: 1.888.506.6887
Fax: 303.730.1966
nb-customerservice@bio-techne.com

Bio-Techne Canada

21 Canmotor Ave
Toronto, ON M8Z 4E6
Canada
Phone: 905.827.6400
Toll Free: 855.668.8722
Fax: 905.827.6402
canada.inquires@bio-techne.com

Bio-Techne Ltd

19 Barton Lane
Abingdon Science Park
Abingdon, OX14 3NB, United Kingdom
Phone: (44) (0) 1235 529449
Free Phone: 0800 37 34 15
Fax: (44) (0) 1235 533420
info.EMEA@bio-techne.com

General Contact Information

www.novusbio.com
Technical Support: nb-technical@bio-techne.com
Orders: nb-customerservice@bio-techne.com
General: novus@novusbio.com

Products Related to NBP2-37518

NBP2-33376H	Blue Marker Antibody (6F4-F6) [HRP]
HAF007	Goat anti-Mouse IgG Secondary Antibody [HRP]
NB7539	Goat anti-Mouse IgG (H+L) Secondary Antibody [HRP]
NBP1-97005-0.5mg	Mouse IgG1 Isotype Control (MG1)

Limitations

This product is for research use only and is not approved for use in humans or in clinical diagnosis. Primary Antibodies are guaranteed for 1 year from date of receipt.

For more information on our 100% guarantee, please visit www.novusbio.com/guarantee

Earn gift cards/discounts by submitting a review: www.novusbio.com/reviews/submit/NBP2-37518

Earn gift cards/discounts by submitting a publication using this product:
www.novusbio.com/publications

