

# Product Datasheet

## PP2C alpha/PPM1A Antibody (7F12) - BSA Free NBP2-37480

Unit Size: 0.1 ml

Store at 4C short term. Aliquot and store at -20C long term. Avoid freeze-thaw cycles.

[www.novusbio.com](http://www.novusbio.com)



[technical@novusbio.com](mailto:technical@novusbio.com)

Protocols, Publications, Related Products, Reviews, Research Tools and Images at:  
[www.novusbio.com/NBP2-37480](http://www.novusbio.com/NBP2-37480)

Updated 9/9/2025 v.20.1

Earn rewards for product  
reviews and publications.

Submit a publication at [www.novusbio.com/publications](http://www.novusbio.com/publications)

Submit a review at [www.novusbio.com/reviews/destination/NBP2-37480](http://www.novusbio.com/reviews/destination/NBP2-37480)



**NBP2-37480**

PP2C alpha/PPM1A Antibody (7F12) - BSA Free

**Product Information**

|                                |  |
|--------------------------------|--|
| <b>Unit Size</b>               | 0.1 ml   |
| <b>Concentration</b>           | 1 mg/ml  |
| <b>Storage</b>                 | Store at 4C short term. Aliquot and store at -20C long term. Avoid freeze-thaw cycles. |
| <b>Clonality</b>               | Monoclonal   |
| <b>Clone</b>                   | 7F12   |
| <b>Preservative</b>            | 0.05% Sodium Azide   |
| <b>Isotype</b>                 | IgG1   |
| <b>Purity</b>                  | Protein G purified   |
| <b>Buffer</b>                  | PBS  |
| <b>Target Molecular Weight</b> | 42.4 kDa   |

**Product Description**

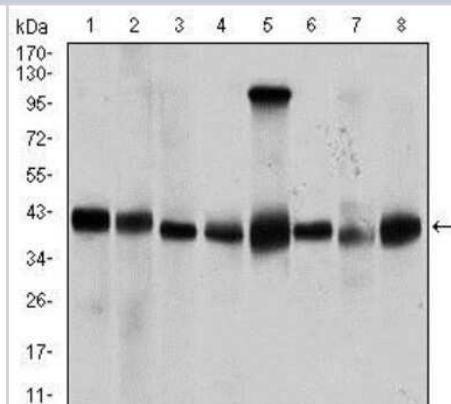
|                    |  |
|--------------------|--|
| <b>Description</b> | Novus Biologicals Mouse PP2C alpha/PPM1A Antibody (7F12) - BSA Free (NBP2-37480) is a monoclonal antibody validated for use in WB, ELISA and Flow. All Novus Biologicals antibodies are covered by our 100% guarantee. |
| <b>Host</b>        | Mouse  |
| <b>Gene ID</b>     | 5494   |
| <b>Gene Symbol</b> | PPM1A  |
| <b>Species</b>     | Human, Primate, Monkey   |
| <b>Immunogen</b>   | Purified recombinant fragment of human PP2C alpha/PPM1A (AA: 202-382) expressed in E. Coli.  |

**Product Application Details**

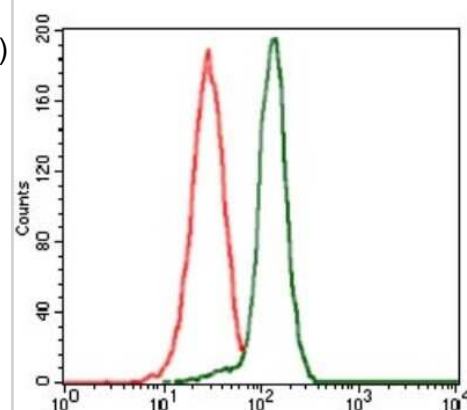
|                              |   |
|------------------------------|---|
| <b>Applications</b>          | Western Blot, ELISA, Flow Cytometry, CyTOF-ready                                      |
| <b>Recommended Dilutions</b> | Western Blot 1:500 - 1:2000, Flow Cytometry 1:200 - 1:400, ELISA 1:10000, CyTOF-ready |
| <b>Application Notes</b>     | This antibody is Cytof ready.   |

**Images**

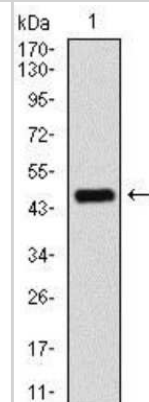
Western Blot: PP2C alpha/PPM1A Antibody (7F12) [NBP2-37480] - Western blot analysis using PPM1A mouse mAb against Jurkat (1), Jurkat (2), A431 (3), HeLa (4), HEK293 (5), Raji (6), MCF-7 (7), and COS7 (8) cell lysate.




Flow Cytometry: PP2C alpha/PPM1A Antibody (7F12) [NBP2-37480] - Flow cytometric analysis of HeLa cells using PPM1A mouse mAb (green) and negative control (red).



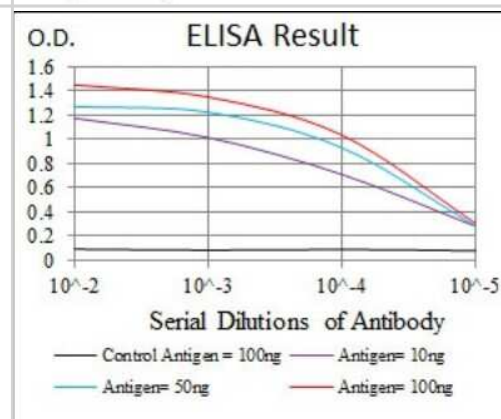
Western Blot: PP2C alpha/PPM1A Antibody (7F12) [NBP2-37480] - Western blot analysis using PPM1A mAb against human PPM1A recombinant protein. (Expected MW is 45.9 kDa)



Western Blot: PP2C alpha/PPM1A Antibody (7F12) [NBP2-37480] - Western blot analysis using PPM1A mAb against HEK293 (1) and PPM1A (AA: 202-382)-hlgGFc transfected HEK293 (2) cell lysate.



ELISA: PP2C alpha/PPM1A Antibody (7F12) [NBP2-37480] - Red: Control Antigen (100ng); Purple: Antigen (10ng); Green: Antigen (50ng); Blue: Antigen (100ng);





### **Novus Biologicals USA**

10730 E. Briarwood Avenue  
Centennial, CO 80112  
USA  
Phone: 303.730.1950  
Toll Free: 1.888.506.6887  
Fax: 303.730.1966  
nb-customerservice@bio-techne.com

### **Bio-Techne Canada**

21 Canmotor Ave  
Toronto, ON M8Z 4E6  
Canada  
Phone: 905.827.6400  
Toll Free: 855.668.8722  
Fax: 905.827.6402  
canada.inquires@bio-techne.com

### **Bio-Techne Ltd**

19 Barton Lane  
Abingdon Science Park  
Abingdon, OX14 3NB, United Kingdom  
Phone: (44) (0) 1235 529449  
Free Phone: 0800 37 34 15  
Fax: (44) (0) 1235 533420  
info.EMEA@bio-techne.com

### **General Contact Information**

[www.novusbio.com](http://www.novusbio.com)  
Technical Support: nb-technical@bio-techne.com  
Orders: nb-customerservice@bio-techne.com  
General: novus@novusbio.com

### **Products Related to NBP2-37480**

---

|                  |   |
|------------------|---|
| HAF007           | Goat anti-Mouse IgG Secondary Antibody [HRP]            |
| NB720-B          | Rabbit anti-Mouse IgG (H+L) Secondary Antibody [Biotin] |
| NBP1-97005-0.5mg | Mouse IgG1 Isotype Control (MG1)                        |
| NBP2-13796PEP    | PP2C alpha/PPM1A Recombinant Protein Antigen            |

---

### **Limitations**

This product is for research use only and is not approved for use in humans or in clinical diagnosis. Primary Antibodies are guaranteed for 1 year from date of receipt.

For more information on our 100% guarantee, please visit [www.novusbio.com/guarantee](http://www.novusbio.com/guarantee)

Earn gift cards/discounts by submitting a review: [www.novusbio.com/reviews/submit/NBP2-37480](http://www.novusbio.com/reviews/submit/NBP2-37480)

Earn gift cards/discounts by submitting a publication using this product:  
[www.novusbio.com/publications](http://www.novusbio.com/publications)

