

# Product Datasheet

## GCNF/NR6A1 Antibody (4G8) - BSA Free NBP2-37467

Unit Size: 0.1 ml

Store at 4C short term. Aliquot and store at -20C long term. Avoid freeze-thaw cycles.

[www.novusbio.com](http://www.novusbio.com)



[technical@novusbio.com](mailto:technical@novusbio.com)

Protocols, Publications, Related Products, Reviews, Research Tools and Images at:  
[www.novusbio.com/NBP2-37467](http://www.novusbio.com/NBP2-37467)

Updated 9/9/2025 v.20.1

Earn rewards for product  
reviews and publications.

Submit a publication at [www.novusbio.com/publications](http://www.novusbio.com/publications)

Submit a review at [www.novusbio.com/reviews/destination/NBP2-37467](http://www.novusbio.com/reviews/destination/NBP2-37467)



**NBP2-37467**

GCNF/NR6A1 Antibody (4G8) - BSA Free

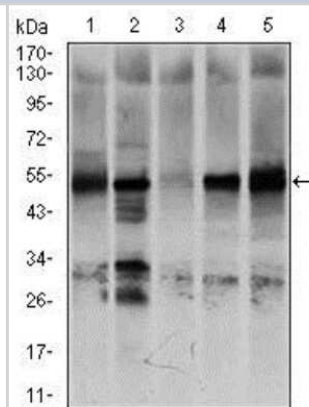
Product Information	
Unit Size	0.1 ml
Concentration	1 mg/ml
Storage	Store at 4C short term. Aliquot and store at -20C long term. Avoid freeze-thaw cycles.
Clonality	Monoclonal
Clone	4G8
Preservative	0.05% Sodium Azide
Isotype	IgG1
Purity	Protein G purified
Buffer	PBS
Target Molecular Weight	54.3 kDa

Product Description	
Description	Novus Biologicals Mouse GCNF/NR6A1 Antibody (4G8) - BSA Free (NBP2-37467) is a monoclonal antibody validated for use in IHC, WB, ELISA, Flow and ICC/IF. All Novus Biologicals antibodies are covered by our 100% guarantee.
Host	Mouse
Gene ID	2649
Gene Symbol	NR6A1
Species	Human
Immunogen	Purified recombinant fragment of human GCNF/NR6A1 (AA: 65-118) expressed in E. Coli.

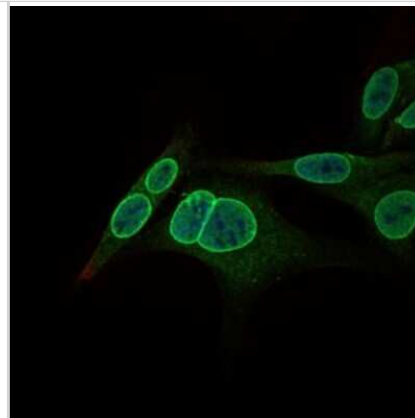
Product Application Details	
Applications	Western Blot, Immunohistochemistry-Paraffin, ELISA, Flow Cytometry, Immunocytochemistry/ Immunofluorescence, Immunohistochemistry, CyTOF-ready
Recommended Dilutions	Western Blot 1:500 - 1:2000, Flow Cytometry 1:200 - 1:400, ELISA 1:10000, Immunohistochemistry 1:200 - 1:1000, Immunocytochemistry/ Immunofluorescence 1:400, Immunohistochemistry-Paraffin 1:200 - 1:1000, CyTOF-ready
Application Notes	This antibody is Cytof ready.

**Images**

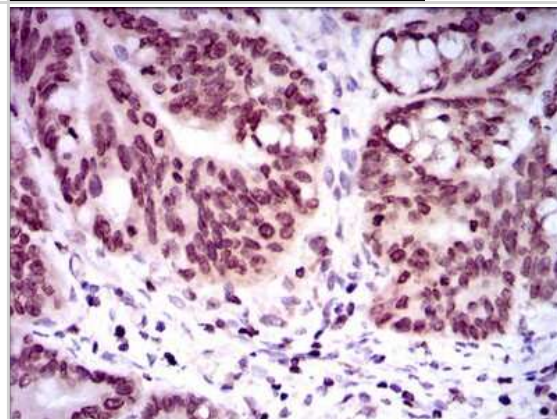
Western Blot: GCNF/NR6A1 Antibody (4G8) [NBP2-37467] - Western blot analysis using NR6A1 mouse mAb against K562 (1), NTERA-2 (2), HEK293 (3), HUVE-12 (4), and HeLa (5) cell lysate.



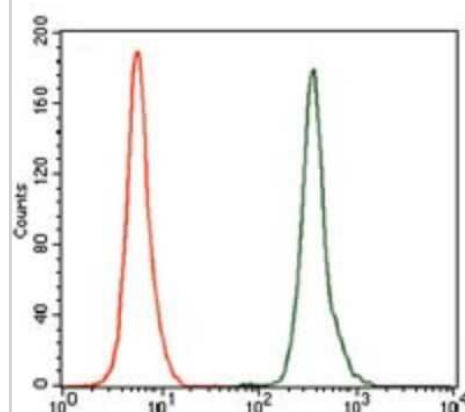
Immunocytochemistry/Immunofluorescence: GCNF/NR6A1 Antibody (4G8) [NBP2-37467] - Immunofluorescence analysis of HepG2 cells using NR6A1 mouse mAb (green). Blue: DRAQ5 fluorescent DNA dye.




Immunohistochemistry: GCNF/NR6A1 Antibody (4G8) [NBP2-37467] - Immunohistochemical analysis of paraffin-embedded rectum cancer tissues using NR6A1 mouse mAb with DAB staining.




Flow Cytometry: GCNF/NR6A1 Antibody (4G8) [NBP2-37467] - Flow cytometric analysis of K562 cells using NR6A1 mouse mAb (green) and negative control (red).



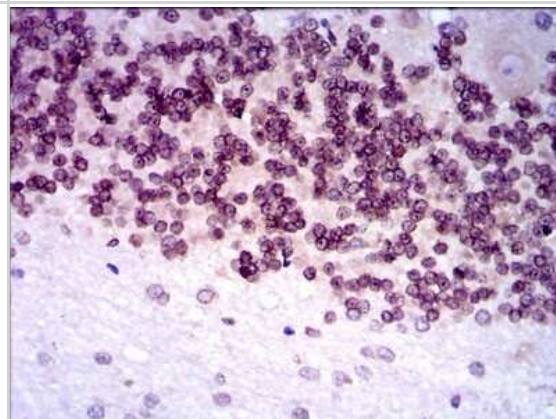
Western Blot: GCNF/NR6A1 Antibody (4G8) [NBP2-37467] - Western blot analysis using NR6A1 mAb against human NR6A1 recombinant protein. (Expected MW is 32.4 kDa)



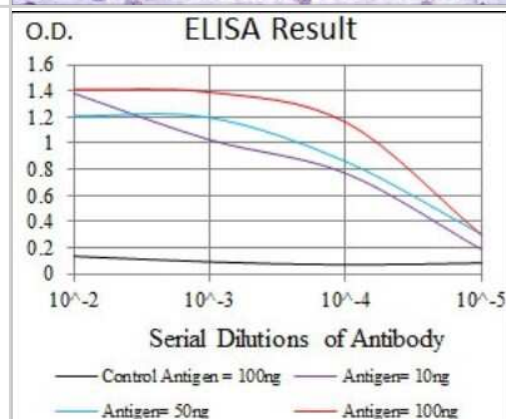
Western Blot: GCNF/NR6A1 Antibody (4G8) [NBP2-37467] - Western blot analysis using NR6A1 mAb against HEK293 (1) and NR6A1 (AA: 65-118)-hlgGFc transfected HEK293 (2) cell lysate.



Immunohistochemistry: GCNF/NR6A1 Antibody (4G8) [NBP2-37467] - Immunohistochemical analysis of paraffin-embedded cerebellum tissues using NR6A1 mouse mAb with DAB staining.



ELISA: GCNF/NR6A1 Antibody (4G8) [NBP2-37467] - Red: Control Antigen (100ng); Purple: Antigen (10ng); Green: Antigen (50ng); Blue: Antigen (100ng);



**Novus Biologicals USA**

10730 E. Briarwood Avenue  
Centennial, CO 80112  
USA  
Phone: 303.730.1950  
Toll Free: 1.888.506.6887  
Fax: 303.730.1966  
nb-customerservice@bio-techne.com

**Bio-Techne Canada**

21 Canmotor Ave  
Toronto, ON M8Z 4E6  
Canada  
Phone: 905.827.6400  
Toll Free: 855.668.8722  
Fax: 905.827.6402  
canada.inquires@bio-techne.com

**Bio-Techne Ltd**

19 Barton Lane  
Abingdon Science Park  
Abingdon, OX14 3NB, United Kingdom  
Phone: (44) (0) 1235 529449  
Free Phone: 0800 37 34 15  
Fax: (44) (0) 1235 533420  
info.EMEA@bio-techne.com

**General Contact Information**

[www.novusbio.com](http://www.novusbio.com)  
Technical Support: nb-technical@bio-techne.com  
Orders: nb-customerservice@bio-techne.com  
General: novus@novusbio.com

**Products Related to NBP2-37467**

HAF007	Goat anti-Mouse IgG Secondary Antibody [HRP]
NB720-B	Rabbit anti-Mouse IgG (H+L) Secondary Antibody [Biotin]
NBP1-97005-0.5mg	Mouse IgG1 Isotype Control (MG1)
H00002649-P01-10ug	Recombinant Human GCNF/NR6A1 GST (N-Term) Protein

**Limitations**

This product is for research use only and is not approved for use in humans or in clinical diagnosis. Primary Antibodies are guaranteed for 1 year from date of receipt.

For more information on our 100% guarantee, please visit [www.novusbio.com/guarantee](http://www.novusbio.com/guarantee)

Earn gift cards/discounts by submitting a review: [www.novusbio.com/reviews/submit/NBP2-37467](http://www.novusbio.com/reviews/submit/NBP2-37467)

Earn gift cards/discounts by submitting a publication using this product:  
[www.novusbio.com/publications](http://www.novusbio.com/publications)

