

Product Datasheet

CD74 Antibody (2D1B3) - BSA Free NBP2-37341

Unit Size: 0.1 ml

Store at 4C short term. Aliquot and store at -20C long term. Avoid freeze-thaw cycles.

www.novusbio.com



technical@novusbio.com

Protocols, Publications, Related Products, Reviews, Research Tools and Images at:
www.novusbio.com/NBP2-37341

Updated 10/23/2024 v.20.1

Earn rewards for product
reviews and publications.

Submit a publication at www.novusbio.com/publications

Submit a review at www.novusbio.com/reviews/destination/NBP2-37341



NBP2-37341

CD74 Antibody (2D1B3) - BSA Free

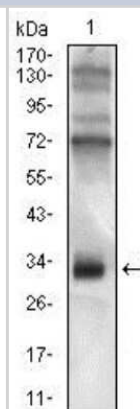
Product Information	
Unit Size	0.1 ml
Concentration	1 mg/ml
Storage	Store at 4C short term. Aliquot and store at -20C long term. Avoid freeze-thaw cycles.
Clonality	Monoclonal
Clone	2D1B3
Preservative	0.05% Sodium Azide
Isotype	IgG1
Purity	Protein G purified
Buffer	PBS
Target Molecular Weight	33.5 kDa

Product Description	
Host	Mouse
Gene ID	972
Gene Symbol	CD74
Species	Human
Immunogen	Purified recombinant fragment of human CD74 (AA: 1-106) expressed in E. Coli.

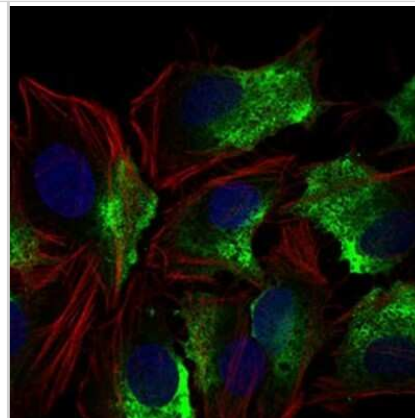
Product Application Details	
Applications	Western Blot, ELISA, Flow Cytometry, Immunocytochemistry/ Immunofluorescence, CyTOF-ready
Recommended Dilutions	Western Blot 1:500 - 1:2000, Flow Cytometry 1:200 - 1:400, ELISA 1:10000, Immunocytochemistry/ Immunofluorescence 1:200 - 1:1000, CyTOF-ready
Application Notes	This antibody is Cytof ready.

Images

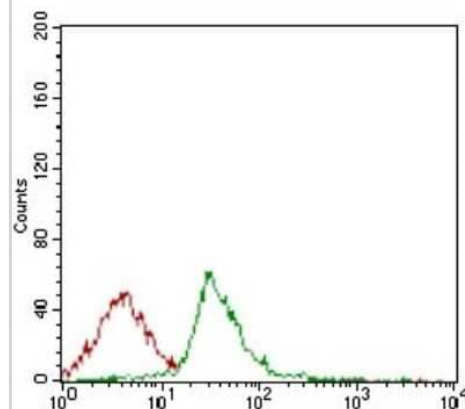
Western Blot: CD74 Antibody (2D1B3) [NBP2-37341] - Western blot analysis using CD74 mouse mAb against Raji cell lysate.



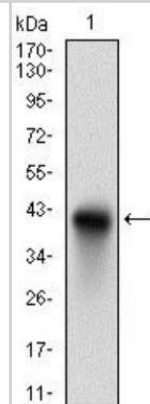
Immunocytochemistry/Immunofluorescence: CD74 Antibody (2D1B3) [NBP2-37341] - Immunofluorescence analysis of Hela cells using CD74 mouse mAb (green). Blue: DRAQ5 fluorescent DNA dye.




Flow Cytometry: CD74 Antibody (2D1B3) [NBP2-37341] - Flow cytometric analysis of Jurkat cells using CD74 mouse mAb (green) and negative control (red).



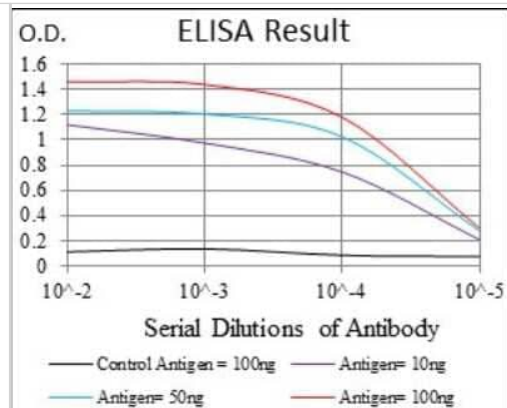
Western Blot: CD74 Antibody (2D1B3) [NBP2-37341] - Western blot analysis using CD74 mAb against human CD74 recombinant protein. (Expected MW is 37.6 kDa)



Western Blot: CD74 Antibody (2D1B3) [NBP2-37341] - Western blot analysis using CD74 mAb against HEK293 (1) and CD74 (AA: 1-106)-hlgGfc transfected HEK293 (2) cell lysate.



ELISA: CD74 Antibody (2D1B3) [NBP2-37341] - Red: Control Antigen (100ng); Purple: Antigen (10ng); Green: Antigen (50ng); Blue: Antigen (100ng);





Novus Biologicals USA

10730 E. Briarwood Avenue
Centennial, CO 80112
USA
Phone: 303.730.1950
Toll Free: 1.888.506.6887
Fax: 303.730.1966
nb-customerservice@bio-techne.com

Bio-Techne Canada

21 Canmotor Ave
Toronto, ON M8Z 4E6
Canada
Phone: 905.827.6400
Toll Free: 855.668.8722
Fax: 905.827.6402
canada.inquires@bio-techne.com

Bio-Techne Ltd

19 Barton Lane
Abingdon Science Park
Abingdon, OX14 3NB, United Kingdom
Phone: (44) (0) 1235 529449
Free Phone: 0800 37 34 15
Fax: (44) (0) 1235 533420
info.EMEA@bio-techne.com

General Contact Information

www.novusbio.com
Technical Support: nb-technical@bio-techne.com
Orders: nb-customerservice@bio-techne.com
General: novus@novusbio.com

Products Related to NBP2-37341

HAF007	Goat anti-Mouse IgG Secondary Antibody [HRP]
NB720-B	Rabbit anti-Mouse IgG (H+L) Secondary Antibody [Biotin]
NBP1-97005-0.5mg	Mouse IgG1 Isotype Control (MG1)
NBP2-22758	Recombinant Human CD74 His Protein

Limitations

This product is for research use only and is not approved for use in humans or in clinical diagnosis. Primary Antibodies are guaranteed for 1 year from date of receipt.

For more information on our 100% guarantee, please visit www.novusbio.com/guarantee

Earn gift cards/discounts by submitting a review: www.novusbio.com/reviews/submit/NBP2-37341

Earn gift cards/discounts by submitting a publication using this product:
www.novusbio.com/publications

