

Product Datasheet

TfR (Transferrin R) Antibody (1A1B2) - BSA Free NBP2-37317

Unit Size: 0.1 ml

Store at 4C short term. Aliquot and store at -20C long term. Avoid freeze-thaw cycles.

www.novusbio.com



technical@novusbio.com

Protocols, Publications, Related Products, Reviews, Research Tools and Images at:
www.novusbio.com/NBP2-37317

Updated 10/23/2024 v.20.1

Earn rewards for product
reviews and publications.

Submit a publication at www.novusbio.com/publications

Submit a review at www.novusbio.com/reviews/destination/NBP2-37317



NBP2-37317

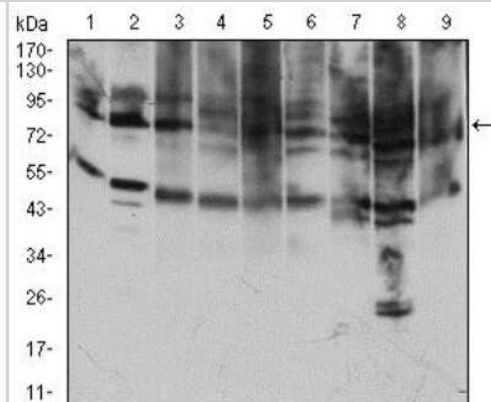
TfR (Transferrin R) Antibody (1A1B2) - BSA Free

Product Information	
Unit Size	0.1 ml
Concentration	1 mg/ml
Storage	Store at 4C short term. Aliquot and store at -20C long term. Avoid freeze-thaw cycles.
Clonality	Monoclonal
Clone	1A1B2
Preservative	0.05% Sodium Azide
Isotype	IgG1
Purity	Protein G purified
Buffer	PBS
Target Molecular Weight	85 kDa
Product Description	
Host	Mouse
Gene ID	7037
Gene Symbol	TFRC
Species	Human, Mouse, Rat, Monkey, Primate
Reactivity Notes	Please note that this antibody is reactive to Mouse and derived from the same host, Mouse. Additional Mouse on Mouse blocking steps may be required for IHC and ICC experiments. Please contact Technical Support for more information.
Immunogen	Purified recombinant fragment of human TfR (Transferrin R) (AA: 608-727) expressed in E. Coli.
Product Application Details	
Applications	Western Blot, ELISA
Recommended Dilutions	Western Blot 1:500 - 1:2000, ELISA 1:10000

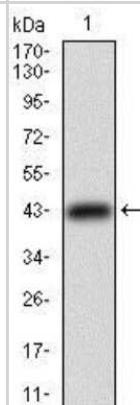


Images

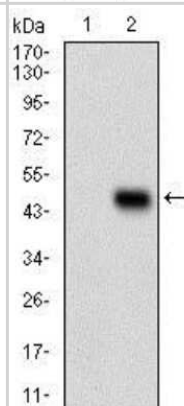
Western Blot: TfR (Transferrin R) Antibody (1A1B2) [NBP2-37317] - Western blot analysis using TFRC mouse mAb against Jurkat (1), Hela (2), K562 (3), Cos7 (4), MCF-7 (5), PC-12 (6), NIH/3T3 (7), HEK293 (8), RAJI (9) cell lysate.



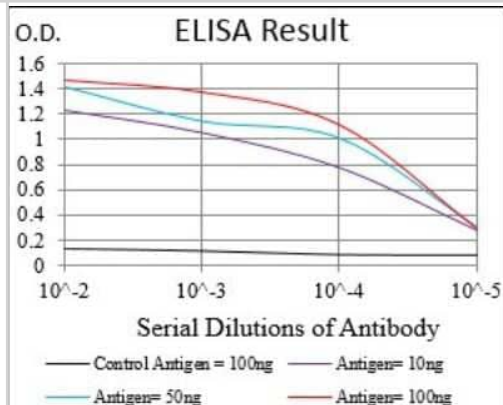
Western Blot: TfR (Transferrin R) Antibody (1A1B2) [NBP2-37317] - Western blot analysis using TFRC mAb against human TFRC recombinant protein. (Expected MW is 39.7 kDa)



Western Blot: TfR (Transferrin R) Antibody (1A1B2) [NBP2-37317] - Western blot analysis using TFRC mAb against HEK293 (1) and TFRC (AA: 608-727)-hlgGfc transfected HEK293 (2) cell lysate.



ELISA: TfR (Transferrin R) Antibody (1A1B2) [NBP2-37317] - Red: Control Antigen (100ng); Purple: Antigen (10ng); Green: Antigen (50ng); Blue: Antigen (100ng);





Novus Biologicals USA

10730 E. Briarwood Avenue
Centennial, CO 80112
USA
Phone: 303.730.1950
Toll Free: 1.888.506.6887
Fax: 303.730.1966
nb-customerservice@bio-techne.com

Bio-Techne Canada

21 Canmotor Ave
Toronto, ON M8Z 4E6
Canada
Phone: 905.827.6400
Toll Free: 855.668.8722
Fax: 905.827.6402
canada.inquires@bio-techne.com

Bio-Techne Ltd

19 Barton Lane
Abingdon Science Park
Abingdon, OX14 3NB, United Kingdom
Phone: (44) (0) 1235 529449
Free Phone: 0800 37 34 15
Fax: (44) (0) 1235 533420
info.EMEA@bio-techne.com

General Contact Information

www.novusbio.com
Technical Support: nb-technical@bio-techne.com
Orders: nb-customerservice@bio-techne.com
General: novus@novusbio.com

Products Related to NBP2-37317

HAF007	Goat anti-Mouse IgG Secondary Antibody [HRP]
NB720-B	Rabbit anti-Mouse IgG (H+L) Secondary Antibody [Biotin]
NBP1-97005-0.5mg	Mouse IgG1 Isotype Control (MG1)
NB100-92243PEP	TfR (Transferrin R) Antibody Blocking Peptide

Limitations

This product is for research use only and is not approved for use in humans or in clinical diagnosis. Primary Antibodies are guaranteed for 1 year from date of receipt.

For more information on our 100% guarantee, please visit www.novusbio.com/guarantee

Earn gift cards/discounts by submitting a review: www.novusbio.com/reviews/submit/NBP2-37317

Earn gift cards/discounts by submitting a publication using this product:
www.novusbio.com/publications

