

# Product Datasheet

## IGFBP-rp1/IGFBP-7 Antibody (5A4A9) - BSA Free NBP2-37314

Unit Size: 0.1 ml

Store at 4C short term. Aliquot and store at -20C long term. Avoid freeze-thaw cycles.

[www.novusbio.com](http://www.novusbio.com)



[technical@novusbio.com](mailto:technical@novusbio.com)

Protocols, Publications, Related Products, Reviews, Research Tools and Images at:  
[www.novusbio.com/NBP2-37314](http://www.novusbio.com/NBP2-37314)

Updated 10/23/2024 v.20.1

Earn rewards for product  
reviews and publications.

Submit a publication at [www.novusbio.com/publications](http://www.novusbio.com/publications)

Submit a review at [www.novusbio.com/reviews/destination/NBP2-37314](http://www.novusbio.com/reviews/destination/NBP2-37314)



**NBP2-37314**


IGFBP-rp1/IGFBP-7 Antibody (5A4A9) - BSA Free

<b>Product Information</b>	
<b>Unit Size</b>	0.1 ml
<b>Concentration</b>	1 mg/ml
<b>Storage</b>	Store at 4C short term. Aliquot and store at -20C long term. Avoid freeze-thaw cycles.
<b>Clonality</b>	Monoclonal
<b>Clone</b>	5A4A9
<b>Preservative</b>	0.05% Sodium Azide
<b>Isotype</b>	IgG1
<b>Purity</b>	Protein G purified
<b>Buffer</b>	PBS
<b>Target Molecular Weight</b>	29.1 kDa
<b>Product Description</b>	
<b>Host</b>	Mouse
<b>Gene ID</b>	3490
<b>Gene Symbol</b>	IGFBP7
<b>Species</b>	Human
<b>Immunogen</b>	Purified recombinant fragment of human IGFBP-rp1/IGFBP-7 (AA: 52-156) expressed in E. Coli.
<b>Product Application Details</b>	
<b>Applications</b>	Western Blot, ELISA
<b>Recommended Dilutions</b>	Western Blot 1:500 - 1:2000, ELISA 1:10000

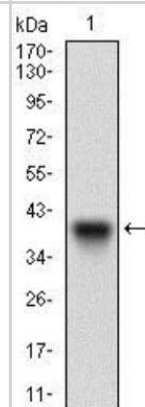


## Images

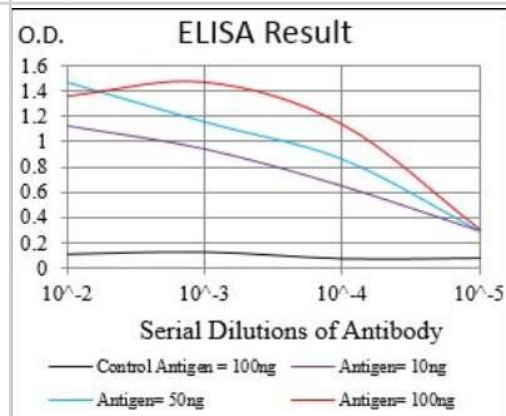
Western Blot: IGFBP-rp1/IGFBP-7 Antibody (5A4A9) [NBP2-37314] - Western blot analysis using IGFBP7 mAb against HEK293 (1) and IGFBP7 (AA: 52-156)-hlgGfc transfected HEK293 (2) cell lysate.



Western Blot: IGFBP-rp1/IGFBP-7 Antibody (5A4A9) [NBP2-37314] - Western blot analysis using IGFBP7 mAb against human IGFBP7 recombinant protein. (Expected MW is 36 kDa)



ELISA: IGFBP-rp1/IGFBP-7 Antibody (5A4A9) [NBP2-37314] - Red: Control Antigen (100ng); Purple: Antigen (10ng); Green: Antigen (50ng); Blue: Antigen (100ng);





### **Novus Biologicals USA**

10730 E. Briarwood Avenue  
Centennial, CO 80112  
USA  
Phone: 303.730.1950  
Toll Free: 1.888.506.6887  
Fax: 303.730.1966  
nb-customerservice@bio-techne.com

### **Bio-Techne Canada**

21 Canmotor Ave  
Toronto, ON M8Z 4E6  
Canada  
Phone: 905.827.6400  
Toll Free: 855.668.8722  
Fax: 905.827.6402  
canada.inquires@bio-techne.com

### **Bio-Techne Ltd**

19 Barton Lane  
Abingdon Science Park  
Abingdon, OX14 3NB, United Kingdom  
Phone: (44) (0) 1235 529449  
Free Phone: 0800 37 34 15  
Fax: (44) (0) 1235 533420  
info.EMEA@bio-techne.com

### **General Contact Information**

www.novusbio.com  
Technical Support: nb-technical@bio-techne.com  
Orders: nb-customerservice@bio-techne.com  
General: novus@novusbio.com

### **Products Related to NBP2-37314**

---

HAF007	Goat anti-Mouse IgG Secondary Antibody [HRP]
NB720-B	Rabbit anti-Mouse IgG (H+L) Secondary Antibody [Biotin]
NBP1-97005-0.5mg	Mouse IgG1 Isotype Control (MG1)
NBP2-35007-5ug	Recombinant Human IGFBP-rp1/IGFBP-7 Protein

---

### **Limitations**

This product is for research use only and is not approved for use in humans or in clinical diagnosis. Primary Antibodies are guaranteed for 1 year from date of receipt.

For more information on our 100% guarantee, please visit [www.novusbio.com/guarantee](http://www.novusbio.com/guarantee)

Earn gift cards/discounts by submitting a review: [www.novusbio.com/reviews/submit/NBP2-37314](http://www.novusbio.com/reviews/submit/NBP2-37314)

Earn gift cards/discounts by submitting a publication using this product:  
[www.novusbio.com/publications](http://www.novusbio.com/publications)

