

Product Datasheet

C1qR1/CD93 Antibody (1A10E10) - BSA Free NBP2-37308

Unit Size: 0.1 ml

Store at 4C short term. Aliquot and store at -20C long term. Avoid freeze-thaw cycles.

www.novusbio.com



technical@novusbio.com

Protocols, Publications, Related Products, Reviews, Research Tools and Images at:
www.novusbio.com/NBP2-37308

Updated 10/23/2024 v.20.1

Earn rewards for product
reviews and publications.

Submit a publication at www.novusbio.com/publications

Submit a review at www.novusbio.com/reviews/destination/NBP2-37308



NBP2-37308

C1qR1/CD93 Antibody (1A10E10) - BSA Free

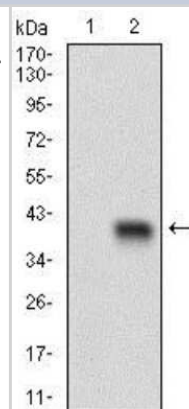
Product Information	
Unit Size	0.1 ml
Concentration	This product is unpurified. The exact concentration of antibody is not quantifiable.
Storage	Store at 4C short term. Aliquot and store at -20C long term. Avoid freeze-thaw cycles.
Clonality	Monoclonal
Clone	1A10E10
Preservative	0.03% Sodium Azide
Isotype	IgG1
Purity	Unpurified
Buffer	Ascites
Target Molecular Weight	68.6 kDa

Product Description	
Host	Mouse
Gene ID	22918
Gene Symbol	CD93
Species	Human
Immunogen	Purified recombinant fragment of human C1qR1/CD93 (AA: 474-535) expressed in E. Coli.

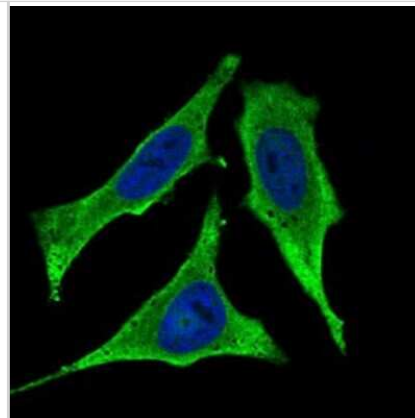
Product Application Details	
Applications	Western Blot, ELISA, Flow Cytometry, Immunocytochemistry/Immunofluorescence, Immunohistochemistry, Immunohistochemistry-Paraffin
Recommended Dilutions	Western Blot 1:500 - 1:2000, Flow Cytometry 1:200 - 1:400, ELISA 1:10000, Immunohistochemistry 1:200 - 1:1000, Immunocytochemistry/Immunofluorescence 1:200 - 1:1000, Immunohistochemistry-Paraffin 1:200 - 1:1000

Images

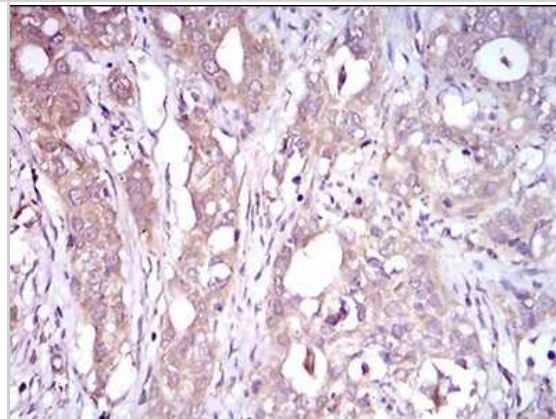
Western Blot: C1qR1/CD93 Antibody (1A10E10) [NBP2-37308] - Analysis using CD93 mAb against HEK293 (1) and CD93 (AA: 474-535)-hlgGfc transfected HEK293 (2) cell lysate.



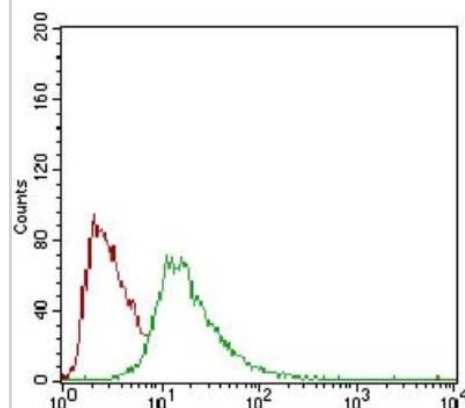
Immunocytochemistry/Immunofluorescence: C1qR1/CD93 Antibody (1A10E10) [NBP2-37308] - Analysis of Hela cells using CD93 mouse mAb (green). Blue: DRAQ5 fluorescent DNA dye.



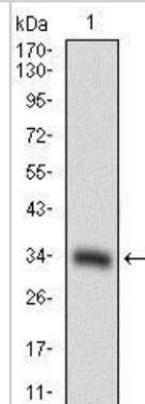
Immunohistochemistry-Paraffin: C1qR1/CD93 Antibody (1A10E10) [NBP2-37308] - Analysis of paraffin-embedded cervical cancer tissues using CD93 mouse mAb with DAB staining.



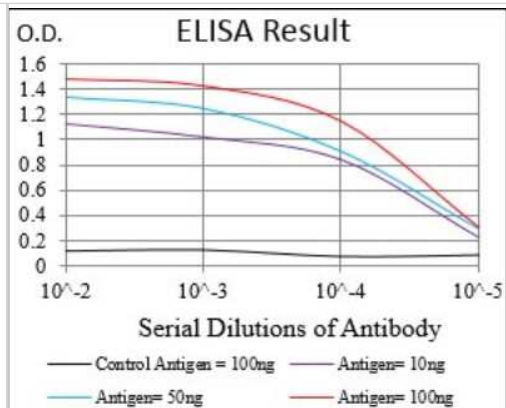
Flow Cytometry: C1qR1/CD93 Antibody (1A10E10) [NBP2-37308] - Analysis of HepG2 cells using CD93 mouse mAb (green) and negative control (red).



Western Blot: C1qR1/CD93 Antibody (1A10E10) [NBP2-37308] - Analysis using CD93 mAb against human CD93 recombinant protein. (Expected MW is 31.7 kDa)



ELISA: C1qR1/CD93 Antibody (1A10E10) [NBP2-37308] - Red: Control Antigen (100ng); Purple: Antigen (10ng); Green: Antigen (50ng); Blue: Antigen (100ng);





Novus Biologicals USA

10730 E. Briarwood Avenue
Centennial, CO 80112
USA
Phone: 303.730.1950
Toll Free: 1.888.506.6887
Fax: 303.730.1966
nb-customerservice@bio-techne.com

Bio-Techne Canada

21 Canmotor Ave
Toronto, ON M8Z 4E6
Canada
Phone: 905.827.6400
Toll Free: 855.668.8722
Fax: 905.827.6402
canada.inquires@bio-techne.com

Bio-Techne Ltd

19 Barton Lane
Abingdon Science Park
Abingdon, OX14 3NB, United Kingdom
Phone: (44) (0) 1235 529449
Free Phone: 0800 37 34 15
Fax: (44) (0) 1235 533420
info.EMEA@bio-techne.com

General Contact Information

www.novusbio.com
Technical Support: nb-technical@bio-techne.com
Orders: nb-customerservice@bio-techne.com
General: novus@novusbio.com

Products Related to NBP2-37308

HAF007	Goat anti-Mouse IgG Secondary Antibody [HRP]
NB720-B	Rabbit anti-Mouse IgG (H+L) Secondary Antibody [Biotin]
NBP1-97005-0.5mg	Mouse IgG1 Isotype Control (MG1)
NBP2-52231-0.05mg	Recombinant Mouse C1qR1/CD93 His Protein

Limitations

This product is for research use only and is not approved for use in humans or in clinical diagnosis. Primary Antibodies are guaranteed for 1 year from date of receipt.

For more information on our 100% guarantee, please visit www.novusbio.com/guarantee

Earn gift cards/discounts by submitting a review: www.novusbio.com/reviews/submit/NBP2-37308

Earn gift cards/discounts by submitting a publication using this product:
www.novusbio.com/publications

