

Product Datasheet

CS Citrate Synthase Antibody (CL2561) - BSA Free NBP2-36774

Unit Size: 0.1 ml

Store at 4C short term. Aliquot and store at -20C long term. Avoid freeze-thaw cycles.

www.novusbio.com



technical@novusbio.com

Protocols, Publications, Related Products, Reviews, Research Tools and Images at:
www.novusbio.com/NBP2-36774

Updated 2/27/2025 v.20.1

Earn rewards for product
reviews and publications.

Submit a publication at www.novusbio.com/publications

Submit a review at www.novusbio.com/reviews/destination/NBP2-36774



NBP2-36774

CS Citrate Synthase Antibody (CL2561) - BSA Free

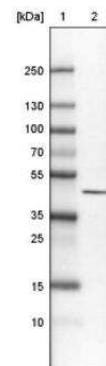
Product Information	
Unit Size	0.1 ml
Concentration	Concentrations vary lot to lot. See vial label for concentration. If unlisted please contact technical services.
Storage	Store at 4C short term. Aliquot and store at -20C long term. Avoid freeze-thaw cycles.
Clonality	Monoclonal
Clone	CL2561
Preservative	0.02% Sodium Azide
Isotype	IgG2b
Purity	Protein A purified
Buffer	PBS (pH 7.2) and 40% Glycerol

Product Description	
Host	Mouse
Gene ID	1431
Gene Symbol	CS
Species	Human
Reactivity Notes	Please note that this antibody is reactive to Mouse and derived from the same host, Mouse. Mouse-On-Mouse blocking reagent may be needed for IHC and ICC experiments to reduce high background signal. You can find these reagents under catalog numbers PK-2200-NB and MP-2400-NB. Please contact Technical Support if you have any questions
Immunogen	This antibody was developed using a recombinant protein derived from O75390, with the exact immunogen sequence remaining proprietary.

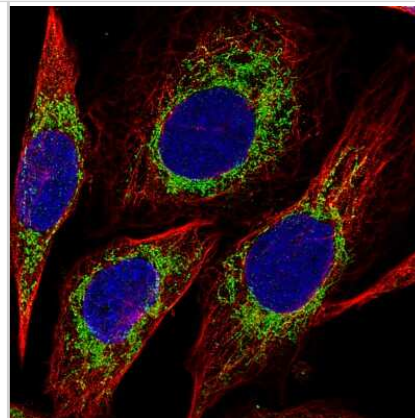
Product Application Details	
Applications	Western Blot, Immunocytochemistry/ Immunofluorescence, Immunohistochemistry, Immunohistochemistry-Paraffin
Recommended Dilutions	Western Blot 1 ug/ml, Immunohistochemistry 1:5000 - 1:10000, Immunocytochemistry/ Immunofluorescence 2-10 ug/ml, Immunohistochemistry-Paraffin 1:5000 - 1:10000
Application Notes	For IHC-Paraffin, HIER pH 6 retrieval is recommended. For ICC/IF, PFA/Triton X-100 is recommended for fixation/permeabilization.

Images

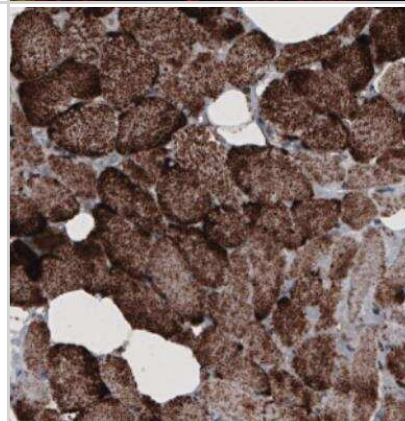
Western Blot: CS Citrate Synthase Antibody (CL2561) [NBP2-36774] -
Lane 1: Marker [kDa]. Lane 2: Human cell line U-251 MG



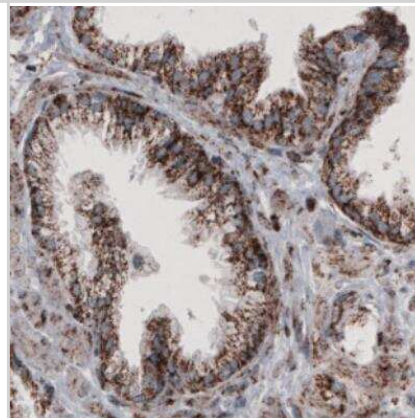
Immunocytochemistry/Immunofluorescence: CS Citrate Synthase Antibody (CL2561) [NBP2-36774] - Staining of PC-3 cells using the Anti-CS monoclonal antibody, showing specific staining in mitochondria in green. Microtubule- and nuclear probes are visualized in red and blue, respectively (where available).



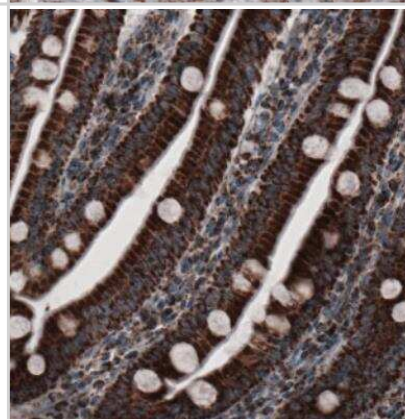
Immunohistochemistry: CS Citrate Synthase Antibody (CL2561) [NBP2-36774] - Staining of human skeletal muscle shows granular cytoplasmic immunoreactivity in muscle fibers.



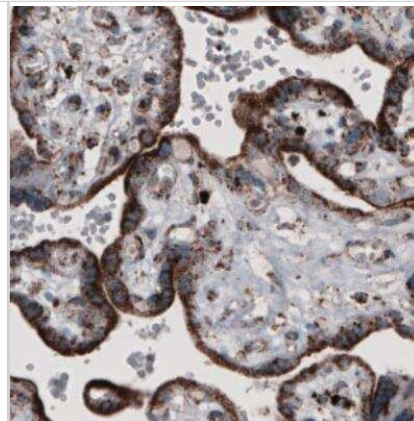
Immunohistochemistry: CS Citrate Synthase Antibody (CL2561) [NBP2-36774] - Staining of human prostate shows granular cytoplasmic immunoreactivity in glandular cells.



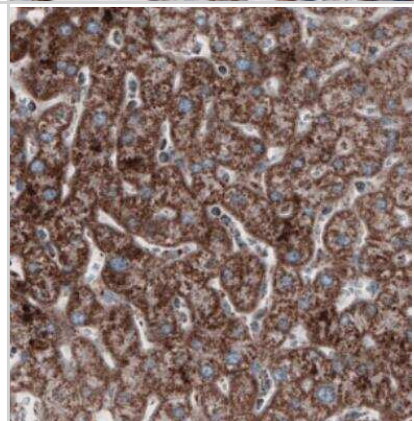
Immunohistochemistry: CS Citrate Synthase Antibody (CL2561) [NBP2-36774] - Staining of human small intestine shows strong granular cytoplasmic immunoreactivity in both glandular and lamina propria cells.



Immunohistochemistry: CS Citrate Synthase Antibody (CL2561) [NBP2-36774] - Staining of human placenta shows granular cytoplasmic positivity in the trophoblast.



Immunohistochemistry: CS Citrate Synthase Antibody (CL2561) [NBP2-36774] - Staining of human liver shows granular cytoplasmic positivity in hepatocytes.





Novus Biologicals USA

10730 E. Briarwood Avenue
Centennial, CO 80112
USA
Phone: 303.730.1950
Toll Free: 1.888.506.6887
Fax: 303.730.1966
nb-customerservice@bio-techne.com

Bio-Techne Canada

21 Canmotor Ave
Toronto, ON M8Z 4E6
Canada
Phone: 905.827.6400
Toll Free: 855.668.8722
Fax: 905.827.6402
canada.inquires@bio-techne.com

Bio-Techne Ltd

19 Barton Lane
Abingdon Science Park
Abingdon, OX14 3NB, United Kingdom
Phone: (44) (0) 1235 529449
Free Phone: 0800 37 34 15
Fax: (44) (0) 1235 533420
info.EMEA@bio-techne.com

General Contact Information

www.novusbio.com
Technical Support: nb-technical@bio-techne.com
Orders: nb-customerservice@bio-techne.com
General: novus@novusbio.com

Products Related to NBP2-36774

HAF007	Goat anti-Mouse IgG Secondary Antibody [HRP]
NB720-B	Rabbit anti-Mouse IgG (H+L) Secondary Antibody [Biotin]
NBP2-27231	Mouse IgG2b Isotype Control (MPC-11)
NBP2-51818-0.1mg	Recombinant Human CS Citrate Synthase His Protein

Limitations

This product is for research use only and is not approved for use in humans or in clinical diagnosis. Primary Antibodies are guaranteed for 1 year from date of receipt.

For more information on our 100% guarantee, please visit www.novusbio.com/guarantee

Earn gift cards/discounts by submitting a review: www.novusbio.com/reviews/submit/NBP2-36774

Earn gift cards/discounts by submitting a publication using this product:
www.novusbio.com/publications

