

Product Datasheet

CARS Antibody (CL2304) - BSA Free NBP2-36756

Unit Size: 0.1 ml

Store at 4C short term. Aliquot and store at -20C long term. Avoid freeze-thaw cycles.

www.novusbio.com



technical@novusbio.com

Protocols, Publications, Related Products, Reviews, Research Tools and Images at:
www.novusbio.com/NBP2-36756

Updated 12/2/2025 v.20.1

Earn rewards for product
reviews and publications.

Submit a publication at www.novusbio.com/publications

Submit a review at www.novusbio.com/reviews/destination/NBP2-36756



NBP2-36756

CARS Antibody (CL2304) - BSA Free

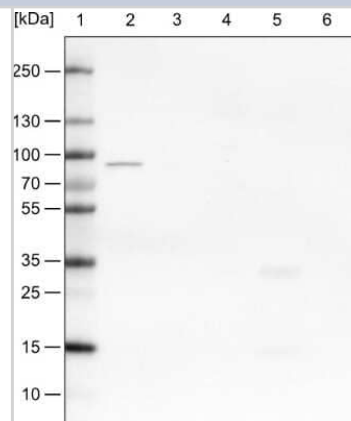
Product Information	
Unit Size	0.1 ml
Concentration	Concentrations vary lot to lot. See vial label for concentration. If unlisted please contact technical services.
Storage	Store at 4C short term. Aliquot and store at -20C long term. Avoid freeze-thaw cycles.
Clonality	Monoclonal
Clone	CL2304
Preservative	0.02% Sodium Azide
Isotype	IgG2a
Purity	Protein A purified
Buffer	PBS (pH 7.2) and 40% Glycerol

Product Description	
Description	Novus Biologicals Mouse CARS Antibody (CL2304) - BSA Free (NBP2-36756) is a monoclonal antibody validated for use in IHC and WB. All Novus Biologicals antibodies are covered by our 100% guarantee.
Host	Mouse
Gene ID	833
Gene Symbol	CARS1
Species	Human
Reactivity Notes	Expected to cross react based on sequence identity: Mouse (86%), Rat (86%).
Immunogen	This antibody was developed using a recombinant protein derived from A8MVQ3, with the exact immunogen sequence remaining proprietary.

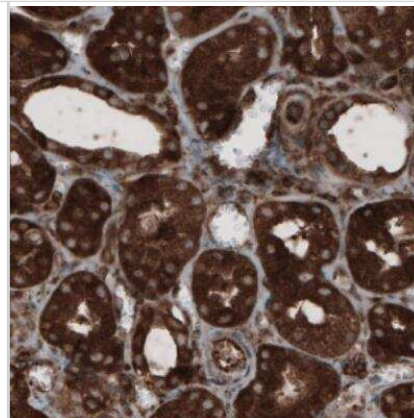
Product Application Details	
Applications	Western Blot, Immunohistochemistry-Paraffin, Immunohistochemistry
Recommended Dilutions	Western Blot 1 ug/ml, Immunohistochemistry 1:5000 - 1:10000, Immunohistochemistry-Paraffin 1:5000-1:10000
Application Notes	For IHC-Paraffin, HIER pH 6 retrieval is recommended.

Images

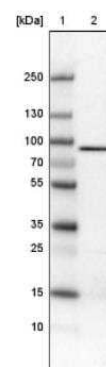
Western Blot: CARS Antibody (CL2304) [NBP2-36756] - Lane 1: Marker [kDa], Lane 2: Human cell line HeLa cytoplasmic fraction, Lane 3: Human cell line HeLa membrane fraction, Lane 4: Human cell line HeLa nuclear fraction, Lane 5: Human cell line HeLa chromatin fraction, Lane 6: Human cell line HeLa cytos



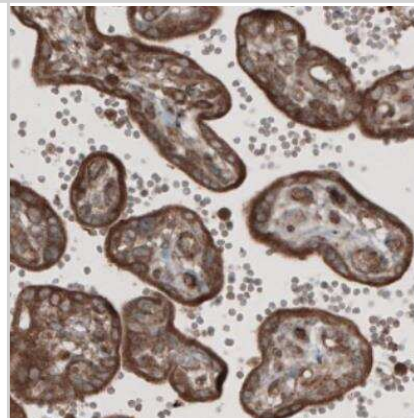
Immunohistochemistry: CARS Antibody (CL2304) [NBP2-36756] - Staining of human kidney shows strong cytoplasmic immunoreactivity in renal tubules.



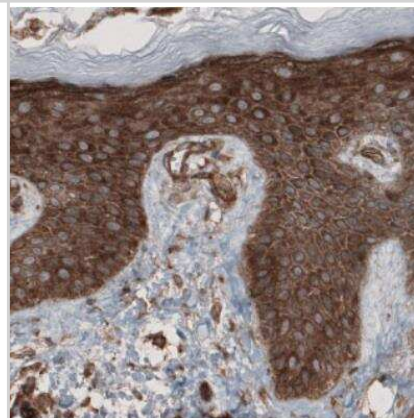
Western Blot: CARS Antibody (CL2304) [NBP2-36756] - Lane 1: Marker [kDa]. Lane 2: Human cell line U-251 MG



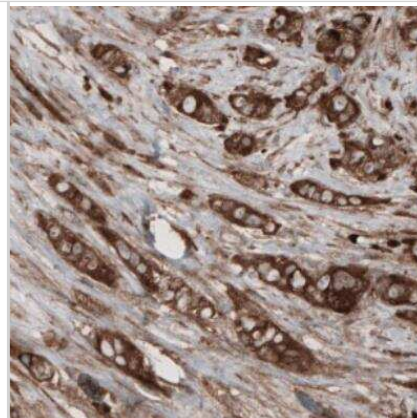
Immunohistochemistry: CARS Antibody (CL2304) [NBP2-36756] - Staining of human placenta shows cytoplasmic positivity in the trophoblast.



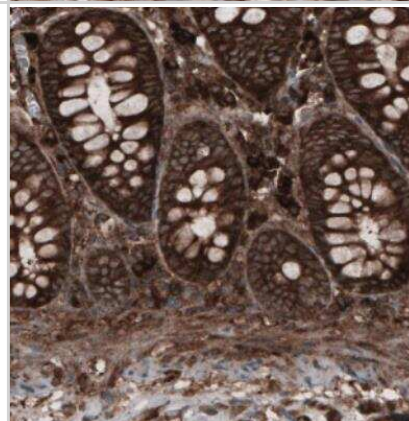
Immunohistochemistry: CARS Antibody (CL2304) [NBP2-36756] - Staining of human skin shows strong cytoplasmic positivity in epidermis cells.



Immunohistochemistry: CARS Antibody (CL2304) [NBP2-36756] - Staining of human breast cancer shows cytoplasmic immunoreactivity in tumor cells.



Immunohistochemistry: CARS Antibody (CL2304) [NBP2-36756] - Staining of human colon shows strong cytoplasmic immunoreactivity in glandular epithelium cells.





Novus Biologicals USA

10730 E. Briarwood Avenue
Centennial, CO 80112
USA
Phone: 303.730.1950
Toll Free: 1.888.506.6887
Fax: 303.730.1966
nb-customerservice@bio-techne.com

Bio-Techne Canada

21 Canmotor Ave
Toronto, ON M8Z 4E6
Canada
Phone: 905.827.6400
Toll Free: 855.668.8722
Fax: 905.827.6402
canada.inquires@bio-techne.com

Bio-Techne Ltd

19 Barton Lane
Abingdon Science Park
Abingdon, OX14 3NB, United Kingdom
Phone: (44) (0) 1235 529449
Free Phone: 0800 37 34 15
Fax: (44) (0) 1235 533420
info.EMEA@bio-techne.com

General Contact Information

www.novusbio.com
Technical Support: nb-technical@bio-techne.com
Orders: nb-customerservice@bio-techne.com
General: novus@novusbio.com

Products Related to NBP2-36756

NBP2-33376H	Blue Marker Antibody (6F4-F6) [HRP]
HAF007	Goat anti-Mouse IgG Secondary Antibody [HRP]
NB7539	Goat anti-Mouse IgG (H+L) Secondary Antibody [HRP]
NBP1-96778	Mouse IgG2a Isotype Control (M2A)

Limitations

This product is for research use only and is not approved for use in humans or in clinical diagnosis. Primary Antibodies are guaranteed for 1 year from date of receipt.

For more information on our 100% guarantee, please visit www.novusbio.com/guarantee

Earn gift cards/discounts by submitting a review: www.novusbio.com/reviews/submit/NBP2-36756

Earn gift cards/discounts by submitting a publication using this product:
www.novusbio.com/publications

