

# Product Datasheet

## CARS Antibody (CL2302) - BSA Free NBP2-36755

Unit Size: 0.1 ml

Store at 4C short term. Aliquot and store at -20C long term. Avoid freeze-thaw cycles.

[www.novusbio.com](http://www.novusbio.com)



[technical@novusbio.com](mailto:technical@novusbio.com)

Protocols, Publications, Related Products, Reviews, Research Tools and Images at:  
[www.novusbio.com/NBP2-36755](http://www.novusbio.com/NBP2-36755)

Updated 9/9/2025 v.20.1

Earn rewards for product  
reviews and publications.

Submit a publication at [www.novusbio.com/publications](http://www.novusbio.com/publications)

Submit a review at [www.novusbio.com/reviews/destination/NBP2-36755](http://www.novusbio.com/reviews/destination/NBP2-36755)



**NBP2-36755**

CARS Antibody (CL2302) - BSA Free

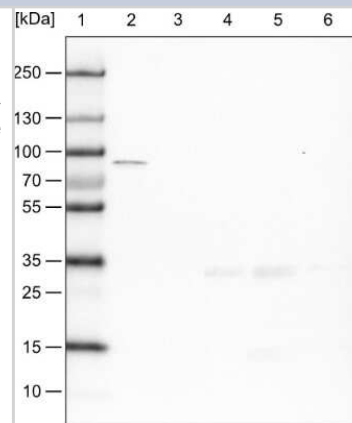
Product Information	
Unit Size	0.1 ml
Concentration	Concentrations vary lot to lot. See vial label for concentration. If unlisted please contact technical services.
Storage	Store at 4C short term. Aliquot and store at -20C long term. Avoid freeze-thaw cycles.
Clonality	Monoclonal
Clone	CL2302
Preservative	0.02% Sodium Azide
Isotype	IgG1
Purity	Protein A purified
Buffer	PBS (pH 7.2) and 40% Glycerol

Product Description	
Description	Novus Biologicals Mouse CARS Antibody (CL2302) - BSA Free (NBP2-36755) is a monoclonal antibody validated for use in IHC and WB. All Novus Biologicals antibodies are covered by our 100% guarantee.
Host	Mouse
Gene ID	833
Gene Symbol	CARS1
Species	Human
Reactivity Notes	Expected to cross react based on sequence identity: Mouse (86%), Rat (86%).
Immunogen	This antibody was developed using a recombinant protein derived from A8MVQ3, with the exact immunogen sequence remaining proprietary.

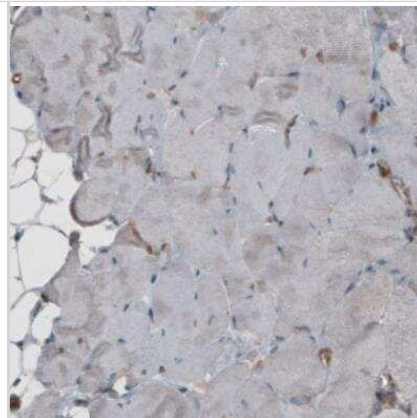
Product Application Details	
Applications	Western Blot, Immunohistochemistry-Paraffin, Immunohistochemistry
Recommended Dilutions	Western Blot 1 ug/ml, Immunohistochemistry 1:1000 - 1:2500, Immunohistochemistry-Paraffin 1:1000-1:2500
Application Notes	For IHC-Paraffin, HIER pH 6 retrieval is recommended.

**Images**

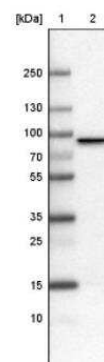
Western Blot: CARS Antibody (CL2302) [NBP2-36755] - Lane 1: Marker [kDa], Lane 2: Human cell line HeLa cytoplasmic fraction , Lane 3: Human cell line HeLa membrane fraction , Lane 4: Human cell line HeLa nuclear fraction , Lane 5: Human cell line HeLa chromatin fraction , Lane 6: Human cell line HeLa cytos



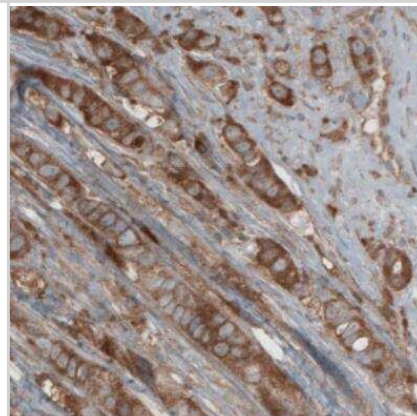
Immunohistochemistry: CARS Antibody (CL2302) [NBP2-36755] - Staining of human skeletal muscle shows absence of immunoreactivity.



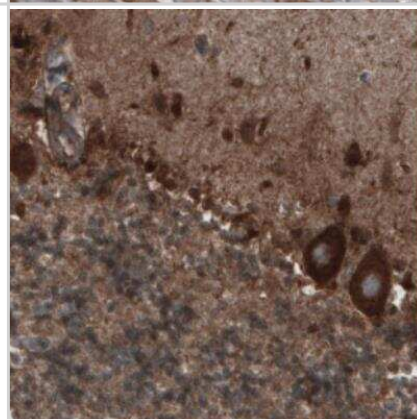
Western Blot: CARS Antibody (CL2302) [NBP2-36755] - Lane 1: Marker [kDa]. Lane 2: Human cell line U-251 MG



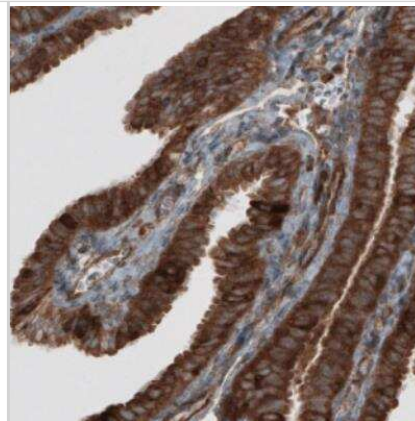
Immunohistochemistry: CARS Antibody (CL2302) [NBP2-36755] - Staining of human breast cancer shows cytoplasmic immunoreactivity in tumor cells.



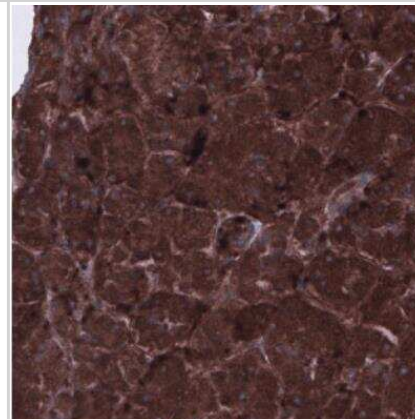
Immunohistochemistry: CARS Antibody (CL2302) [NBP2-36755] - Staining of human cerebellum shows strong cytoplasmic positivity in Purkinje cells.



Immunohistochemistry: CARS Antibody (CL2302) [NBP2-36755] - Staining of human fallopian tube shows strong cytoplasmic immunoreactivity in glandular epithelium cells.



Immunohistochemistry: CARS Antibody (CL2302) [NBP2-36755] - Staining of human pancreas shows strong cytoplasmic positivity in exocrine cells.





### **Novus Biologicals USA**

10730 E. Briarwood Avenue  
Centennial, CO 80112  
USA  
Phone: 303.730.1950  
Toll Free: 1.888.506.6887  
Fax: 303.730.1966  
nb-customerservice@bio-techne.com

### **Bio-Techne Canada**

21 Canmotor Ave  
Toronto, ON M8Z 4E6  
Canada  
Phone: 905.827.6400  
Toll Free: 855.668.8722  
Fax: 905.827.6402  
canada.inquires@bio-techne.com

### **Bio-Techne Ltd**

19 Barton Lane  
Abingdon Science Park  
Abingdon, OX14 3NB, United Kingdom  
Phone: (44) (0) 1235 529449  
Free Phone: 0800 37 34 15  
Fax: (44) (0) 1235 533420  
info.EMEA@bio-techne.com

### **General Contact Information**

www.novusbio.com  
Technical Support: nb-technical@bio-techne.com  
Orders: nb-customerservice@bio-techne.com  
General: novus@novusbio.com

### **Products Related to NBP2-36755**

---

NBP2-36755PEP	CARS Recombinant Protein Antigen
NBP2-33376H	Blue Marker Antibody (6F4-F6) [HRP]
HAF007	Goat anti-Mouse IgG Secondary Antibody [HRP]
NB7539	Goat anti-Mouse IgG (H+L) Secondary Antibody [HRP]
NBP1-97005-0.5mg	Mouse IgG1 Isotype Control (MG1)

---

### **Limitations**

This product is for research use only and is not approved for use in humans or in clinical diagnosis. Primary Antibodies are guaranteed for 1 year from date of receipt.

For more information on our 100% guarantee, please visit [www.novusbio.com/guarantee](http://www.novusbio.com/guarantee)

Earn gift cards/discounts by submitting a review: [www.novusbio.com/reviews/submit/NBP2-36755](http://www.novusbio.com/reviews/submit/NBP2-36755)

Earn gift cards/discounts by submitting a publication using this product:  
[www.novusbio.com/publications](http://www.novusbio.com/publications)

