

Product Datasheet

Chromogranin A Antibody (LK2H10 + PHE5 + CGA/414) - Azide and BSA Free NBP2-34674-0.1mg

Unit Size: 0.1 mg

Store at -20 to -80C. Avoid freeze-thaw cycles.

www.novusbio.com



technical@novusbio.com

Reviews: 1 Publications: 2

Protocols, Publications, Related Products, Reviews, Research Tools and Images at:
www.novusbio.com/NBP2-34674

Updated 10/23/2024 v.20.1

Earn rewards for product
reviews and publications.

Submit a publication at www.novusbio.com/publications

Submit a review at www.novusbio.com/reviews/destination/NBP2-34674



NBP2-34674-0.1mg

Chromogranin A Antibody (LK2H10 + PHE5 + CGA/414) - Azide and BSA Free

Product Information	
Unit Size	0.1 mg
Concentration	1.0 mg/ml
Storage	Store at -20 to -80C. Avoid freeze-thaw cycles.
Clonality	Monoclonal
Clone	LK2H10 + PHE5 + CGA/414
Preservative	No Preservative
Isotype	IgG1 Kappa
Purity	Protein A or G purified
Buffer	10 mM PBS

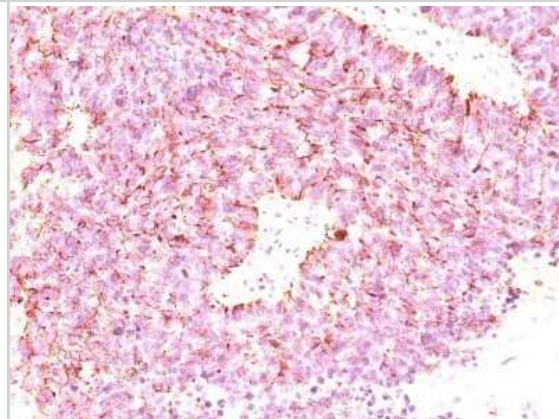
Product Description	
Description	1.0 mg/ml of antibody purified from Bioreactor Concentrate by Protein A/G. Prepared in 10mM PBS WITHOUT BSA & azide. Also available at 200 ug/ml WITH BSA & azide (NBP2-34240). Antibody with azide - store at 2 to 8C. Antibody without azide - store at -20 to -80C.
Host	Mouse
Gene ID	1113
Gene Symbol	CHGA
Species	Human, Mouse, Rat, Porcine, Monkey
Marker	Neuroendocrine Marker
Immunogen	Human pheochromocytoma (LK2H10 & PHE5) & recombinant human chromogranin A protein (CGA414) (Uniprot: P10645)

Product Application Details	
Applications	Immunohistochemistry, Immunohistochemistry-Paraffin
Recommended Dilutions	Immunohistochemistry, Immunohistochemistry-Paraffin
Application Notes	Immunohistochemistry (Formalin-fixed): 0.1-0.2ug/ml for 30 min at RT. Staining of formalin-fixed tissues requires heating tissue sections in 10mM Tris with 1mM EDTA, pH 9.0, for 45 min at 95C followed by cooling at RT for 20 minutes. Optimal dilution for a specific application should be determined.

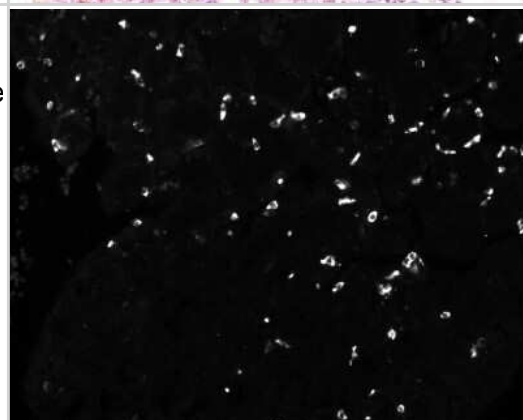


Images

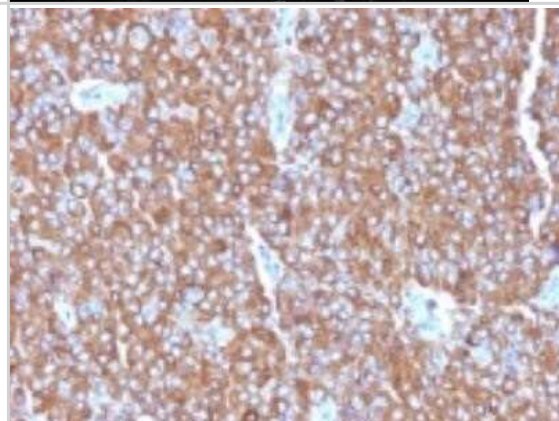
Immunohistochemistry-Paraffin: Chromogranin A Antibody (LK2H10 + PHE5 + CGA/414) - Azide and BSA Free [NBP2-34674] - Formalin-fixed, paraffin-embedded human small cell lung carcinoma stained with Chromogranin A MAb (LK2H10+PHE5+CGA414)



Immunohistochemistry-Paraffin: Chromogranin A Antibody (LK2H10 + PHE5 + CGA/414) - Azide and BSA Free [NBP2-34674] - Paraffin-embedded human stomach tissue sections. pH 9 antigen retrieval. Image from verified customer review.



Immunohistochemistry-Paraffin: Chromogranin A Antibody (LK2H10 + PHE5 + CGA/414) - Azide and BSA Free [NBP2-34674] - Formalin-fixed, paraffin-embedded human Adrenal Gland stained with Chromogranin A Monoclonal Antibody (LK2H10+PHE5+CGA414)



Publications

Wright JJ, Eskaros A, Windon A et al. Exocrine pancreas in type 1 and type 2 diabetes: different patterns of fibrosis, metaplasia, angiopathy, and adiposity Diabetes 2023-10-26 [PMID: 37881846]

Bjorklund F Subcellular mapping of cell types in healthy human pancreatic islets Thesis 2021-01-01 (IF/IHC)



Novus Biologicals USA

10730 E. Briarwood Avenue
Centennial, CO 80112
USA
Phone: 303.730.1950
Toll Free: 1.888.506.6887
Fax: 303.730.1966
nb-customerservice@bio-techne.com

Bio-Techne Canada

21 Canmotor Ave
Toronto, ON M8Z 4E6
Canada
Phone: 905.827.6400
Toll Free: 855.668.8722
Fax: 905.827.6402
canada.inquires@bio-techne.com

Bio-Techne Ltd

19 Barton Lane
Abingdon Science Park
Abingdon, OX14 3NB, United Kingdom
Phone: (44) (0) 1235 529449
Free Phone: 0800 37 34 15
Fax: (44) (0) 1235 533420
info.EMEA@bio-techne.com

General Contact Information

www.novusbio.com
Technical Support: nb-technical@bio-techne.com
Orders: nb-customerservice@bio-techne.com
General: novus@novusbio.com

Products Related to NBP2-34674-0.1mg

HAF007	Goat anti-Mouse IgG Secondary Antibody [HRP]
NB720-B	Rabbit anti-Mouse IgG (H+L) Secondary Antibody [Biotin]
NBP1-43319-0.5mg	Mouse IgG1 Kappa Isotype Control (P3.6.2.8.1)
NBC1-26369	Recombinant Human Chromogranin A Protein

Limitations

This product is for research use only and is not approved for use in humans or in clinical diagnosis. Primary Antibodies are guaranteed for 1 year from date of receipt.

For more information on our 100% guarantee, please visit www.novusbio.com/guarantee

Earn gift cards/discounts by submitting a review: www.novusbio.com/reviews/submit/NBP2-34674

Earn gift cards/discounts by submitting a publication using this product:
www.novusbio.com/publications

