

Product Datasheet

IgM Antibody (IM260) - Azide and BSA Free NBP2-34649-0.1mg

Unit Size: 0.1 mg

Store at -20 to -80C. Avoid freeze-thaw cycles.

www.novusbio.com



technical@novusbio.com

Reviews: 1 Publications: 1

Protocols, Publications, Related Products, Reviews, Research Tools and Images at:
www.novusbio.com/NBP2-34649

Updated 10/23/2024 v.20.1

Earn rewards for product
reviews and publications.

Submit a publication at www.novusbio.com/publications

Submit a review at www.novusbio.com/reviews/destination/NBP2-34649



NBP2-34649-0.1mg

IgM Antibody (IM260) - Azide and BSA Free

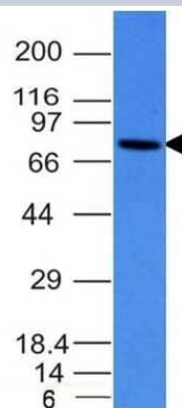
Product Information	
Unit Size	0.1 mg
Concentration	1.0 mg/ml
Storage	Store at -20 to -80C. Avoid freeze-thaw cycles.
Clonality	Monoclonal
Clone	IM260
Preservative	No Preservative
Isotype	IgG1 Kappa
Purity	Protein A or G purified
Buffer	10 mM PBS

Product Description	
Description	1.0 mg/ml of antibody purified from Bioreactor Concentrate by Protein A/G. Prepared in 10mM PBS WITHOUT BSA & azide. Also available at 200 ug/ml WITH BSA & azide (NBP2-34253). Antibody with azide - store at 2 to 8C. Antibody without azide - store at -20 to -80C.
Host	Mouse
Gene ID	3507
Gene Symbol	IGHM
Species	Human
Marker	B-Cell Marker
Specificity/Sensitivity	Recognizes a protein of 75kDa, identified as mu heavy chain of human immunoglobulins. It does not cross-react with alpha (IgA), gamma (IgG), epsilon (IgE), or delta (IgD), heavy chains, T-cells, monocytes, granulocytes, or erythrocytes. This monoclonal antibody is useful in the identification of leukemias, plasmacytomas, and certain non-Hodgkin s lymphomas. The most common feature of these malignancies is the restricted expression of a single heavy chain class. Demonstration of clonality in lymphoid infiltrates indicates that the infiltrate is clonal and therefore malignant.
Immunogen	Recombinant heavy chain of human IgM


Product Application Details	
Applications	Western Blot, Immunohistochemistry, Immunohistochemistry-Paraffin, CyTOF-ready
Recommended Dilutions	Western Blot 0.5-1ug/ml, Immunohistochemistry, Immunohistochemistry-Paraffin 0.5-1ug/ml, CyTOF-ready
Application Notes	Immunohistochemistry (Formalin-fixed): 1-2ug/ml for 30 minutes at RT. Staining of formalin-fixed tissues requires heating tissue sections in 10mM Tris with 1mM EDTA, pH 9.0, for 45 min at 95C followed by cooling at RT for 20 minutes. Optimal dilution for a specific application should be determined.

Images

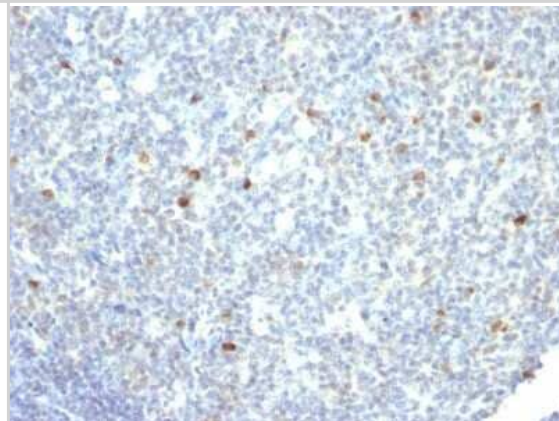
Western Blot: IgM Antibody (IM260) - Azide and BSA Free [NBP2-34649] - Western Blot Analysis of Raji cell lysate using IgM Antibody (IM260)



Immunohistochemistry-Paraffin: IgM Antibody (IM260) - Azide and BSA Free [NBP2-34649] - Human lymph node. IgM antibody at 1:200 at RT for 1 hr. IHC-P image submitted by a verified customer review.



Immunohistochemistry-Paraffin: IgM Antibody (IM260) - Azide and BSA Free [NBP2-34649] - Formalin-fixed, paraffin-embedded human tonsil stained with IgM Antibody (IM260)



Publications

Suzuki O Regulation of cell adhesion to galectins by glycosylation: A new concept in lymphoma cell adhesion
Advances in Cancer Biology - Metastasis 2021-11-01 (AdAct, Human)



Novus Biologicals USA

10730 E. Briarwood Avenue
Centennial, CO 80112
USA
Phone: 303.730.1950
Toll Free: 1.888.506.6887
Fax: 303.730.1966
nb-customerservice@bio-techne.com

Bio-Techne Canada

21 Canmotor Ave
Toronto, ON M8Z 4E6
Canada
Phone: 905.827.6400
Toll Free: 855.668.8722
Fax: 905.827.6402
canada.inquires@bio-techne.com

Bio-Techne Ltd

19 Barton Lane
Abingdon Science Park
Abingdon, OX14 3NB, United Kingdom
Phone: (44) (0) 1235 529449
Free Phone: 0800 37 34 15
Fax: (44) (0) 1235 533420
info.EMEA@bio-techne.com

General Contact Information

www.novusbio.com
Technical Support: nb-technical@bio-techne.com
Orders: nb-customerservice@bio-techne.com
General: novus@novusbio.com

Products Related to NBP2-34649-0.1mg

HAF007	Goat anti-Mouse IgG Secondary Antibody [HRP]
NB720-B	Rabbit anti-Mouse IgG (H+L) Secondary Antibody [Biotin]
NBP1-43319-0.5mg	Mouse IgG1 Kappa Isotype Control (P3.6.2.8.1)
H00003507-P01-10ug	Recombinant Human IgM GST (N-Term) Protein

Limitations

This product is for research use only and is not approved for use in humans or in clinical diagnosis. Primary Antibodies are guaranteed for 1 year from date of receipt.

For more information on our 100% guarantee, please visit www.novusbio.com/guarantee

Earn gift cards/discounts by submitting a review: www.novusbio.com/reviews/submit/NBP2-34649

Earn gift cards/discounts by submitting a publication using this product:
www.novusbio.com/publications

