

Product Datasheet

alpha-Smooth Muscle Actin Antibody (1A4/asm-1) [Janelia Fluor® 549] NBP2-34522JF549

Unit Size: 0.1 ml

Store at 4C in the dark.

www.novusbio.com



technical@novusbio.com

Reviews: 1

Protocols, Publications, Related Products, Reviews, Research Tools and Images at:
www.novusbio.com/NBP2-34522JF549

Updated 10/23/2024 v.20.1

Earn rewards for product reviews and publications.

Submit a publication at www.novusbio.com/publications

Submit a review at www.novusbio.com/reviews/destination/NBP2-34522JF549



NBP2-34522JF549

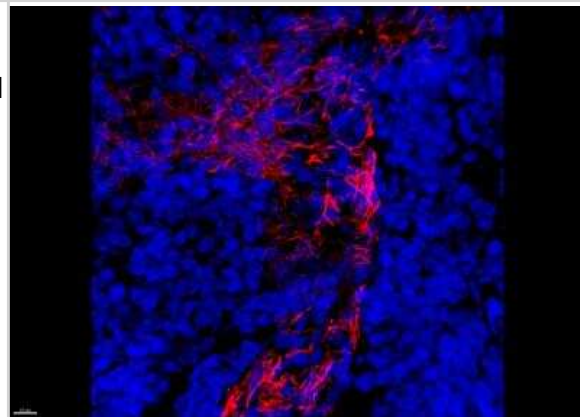
alpha-Smooth Muscle Actin Antibody (1A4/asm-1) [Janelia Fluor® 549]

Product Information	
Unit Size	0.1 ml
Concentration	Please see the vial label for concentration. If unlisted please contact technical services.
Storage	Store at 4C in the dark.
Clonality	Monoclonal
Clone	1A4/asm-1
Preservative	0.05% Sodium Azide
Isotype	IgG2a Kappa
Conjugate	Janelia Fluor 549
Purity	Protein A purified
Buffer	50mM Sodium Borate
Product Description	
Host	Mouse
Gene ID	59
Gene Symbol	ACTA2
Species	Human, Mouse, Rat, Porcine, Bovine, Canine, Chicken, Feline, Guinea Pig, Goat, Baboon, Monkey, Rabbit, Sheep
Reactivity Notes	Feline reactivity reported from a verified customer review.
Marker	Leiomyosarcoma Marker
Specificity/Sensitivity	Actin is a major component of the cytoskeleton and is present in most cell types. This MAb is highly specific to actin from smooth muscles. Its epitope lies in the first four N-terminal amino acids. This MAb does not stain cardiac or skeletal muscle; however, it does stain myofibroblasts and myoepithelial cells. This antibody could be used together with anti-muscle specific actin and myogenin in making a diagnosis of smooth muscle and skeletal muscle tumors. In most cases of rhabdomyosarcoma, this antibody yields negative results whereas anti-muscle specific actin and myogenin are positive. Leiomyosarcomas are positive only with anti-muscle specific actin and anti-smooth muscle actin and are negative with anti-myogenin.
Immunogen	Alpha-Smooth Muscle Actin Antibody (1A4/asm-1) is made to the N-Terminal decapeptide of Alpha smooth muscle isoform of actin and conjugated to KLH.
Notes	Sold under license from the Howard Hughes Medical Institute, Janelia Research Campus.
Product Application Details	
Applications	Western Blot, Simple Western, ELISA, Flow Cytometry, Flow (Intracellular), Immunocytochemistry/ Immunofluorescence, Immunohistochemistry, Immunohistochemistry-Frozen, Immunohistochemistry-Paraffin, Immunoprecipitation, CyTOF-ready
Recommended Dilutions	Western Blot, Simple Western, Flow Cytometry, ELISA, Immunohistochemistry, Immunocytochemistry/ Immunofluorescence, Immunoprecipitation, Immunohistochemistry-Paraffin, Immunohistochemistry-Frozen, Flow (Intracellular), CyTOF-ready
Application Notes	Optimal dilution of this antibody should be experimentally determined.

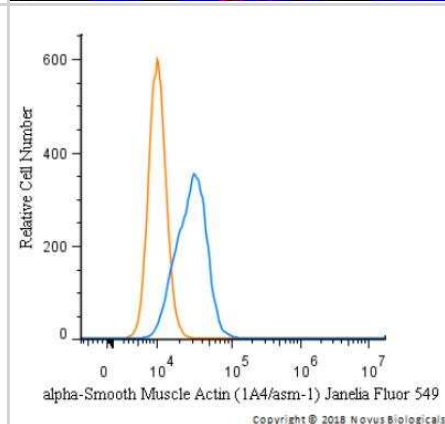


Images

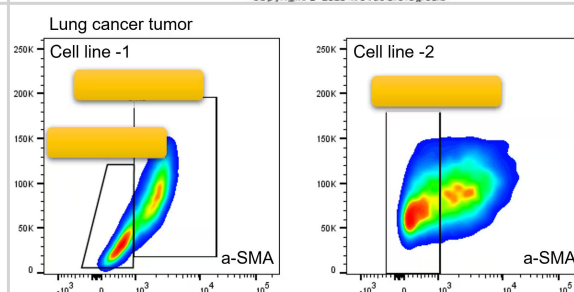
Human tonsil frozen tissue section stained for alpha-Smooth Muscle Actin with alpha-Smooth Muscle Actin Antibody (1A4/asm-1) [Janelia Fluor 549] (red) and counterstained with DAPI (blue). Image from verified customer review.



An intracellular stain was performed on HeLa cells with alpha Smooth Muscle Actin (1A4/asm-1) Antibody NBP2-34522JF549 (blue) and a matched isotype control (orange). Cells were fixed with 4% PFA and then permeabilized with 0.1% saponin. Cells were incubated in an antibody dilution of 5 ug/mL for 30 minutes at room temperature. Both antibodies were conjugated to Janelia Fluor 549.



Flow Cytometry: alpha-Smooth Muscle Actin Antibody (1A4/asm-1) - BSA Free [NBP2-33006] - Analysis of alpha-Smooth Muscle Actin Antibody (1A4/asm-1) [Alexa Fluor® 647] (Catalog Number: NBP2-34522AF647) using two lung cancer cell lines to acquire the subcutaneous tumors. MMT status of macrophages was then analyzed. Image from a verified customer review.





Novus Biologicals USA

10730 E. Briarwood Avenue
Centennial, CO 80112
USA
Phone: 303.730.1950
Toll Free: 1.888.506.6887
Fax: 303.730.1966
nb-customerservice@bio-techne.com

Bio-Techne Canada

21 Canmotor Ave
Toronto, ON M8Z 4E6
Canada
Phone: 905.827.6400
Toll Free: 855.668.8722
Fax: 905.827.6402
canada.inquires@bio-techne.com

Bio-Techne Ltd

19 Barton Lane
Abingdon Science Park
Abingdon, OX14 3NB, United Kingdom
Phone: (44) (0) 1235 529449
Free Phone: 0800 37 34 15
Fax: (44) (0) 1235 533420
info.EMEA@bio-techne.com

General Contact Information

www.novusbio.com
Technical Support: nb-technical@bio-techne.com
Orders: nb-customerservice@bio-techne.com
General: novus@novusbio.com

Products Related to NBP2-34522JF549

NBP1-96981JF549	Mouse IgG2a Kappa Isotype Control (M2AK) [Janelia Fluor 549]
H00000059-P01-10ug	Recombinant Human alpha-Smooth Muscle Actin GST (N-Term) Protein
DVE00	VEGF [HRP]
NBP2-66429	Mouse alpha-Smooth Muscle Actin ELISA Kit (Colorimetric)

Limitations

This product is for research use only and is not approved for use in humans or in clinical diagnosis. Primary Antibodies are guaranteed for 1 year from date of receipt.

For more information on our 100% guarantee, please visit www.novusbio.com/guarantee

Earn gift cards/discounts by submitting a review: www.novusbio.com/reviews/submit/NBP2-34522JF549

Earn gift cards/discounts by submitting a publication using this product:
www.novusbio.com/publications

