

Product Datasheet

Endoglin/CD105 Antibody (CL1912) - BSA Free NBP2-34493

Unit Size: 0.1 ml

Store at 4C short term. Aliquot and store at -20C long term. Avoid freeze-thaw cycles.

www.novusbio.com



technical@novusbio.com

Protocols, Publications, Related Products, Reviews, Research Tools and Images at:
www.novusbio.com/NBP2-34493

Updated 2/27/2025 v.20.1

Earn rewards for product
reviews and publications.

Submit a publication at www.novusbio.com/publications

Submit a review at www.novusbio.com/reviews/destination/NBP2-34493



NBP2-34493

Endoglin/CD105 Antibody (CL1912) - BSA Free

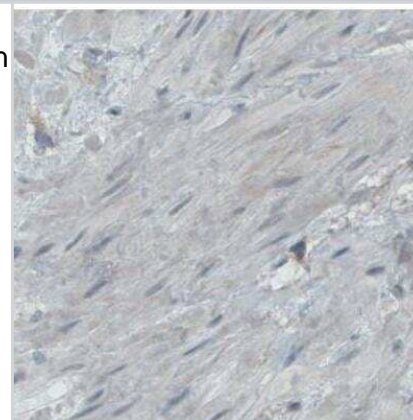
Product Information	
Unit Size	0.1 ml
Concentration	Concentrations vary lot to lot. See vial label for concentration. If unlisted please contact technical services.
Storage	Store at 4C short term. Aliquot and store at -20C long term. Avoid freeze-thaw cycles.
Clonality	Monoclonal
Clone	CL1912
Preservative	0.02% Sodium Azide
Isotype	IgG1
Purity	Protein A purified
Buffer	PBS (pH 7.2) and 40% Glycerol

Product Description	
Host	Mouse
Gene ID	2022
Gene Symbol	ENG
Species	Human
Immunogen	This antibody was developed using a recombinant protein derived from P17813, with the exact immunogen sequence remaining proprietary.

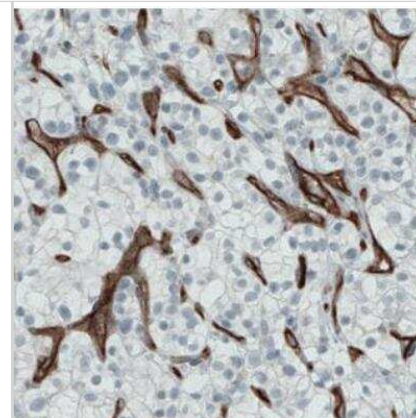
Product Application Details	
Applications	Immunohistochemistry, Immunohistochemistry-Paraffin
Recommended Dilutions	Immunohistochemistry 1:500 - 1:1000, Immunohistochemistry-Paraffin 1:500 - 1:1000
Application Notes	For IHC-Paraffin, HIER pH 6 retrieval is recommended.

Images

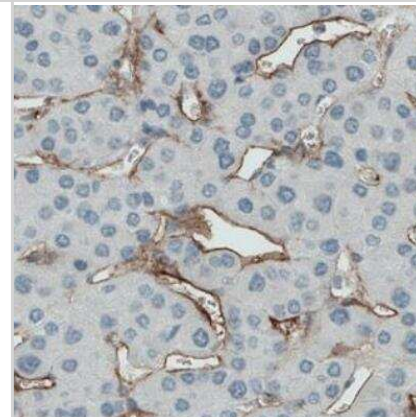
Immunohistochemistry-Paraffin: Endoglin/CD105 Antibody (CL1912) [NBP2-34493] - Staining of smooth muscle shows absence of positivity in myocytes (negative control).



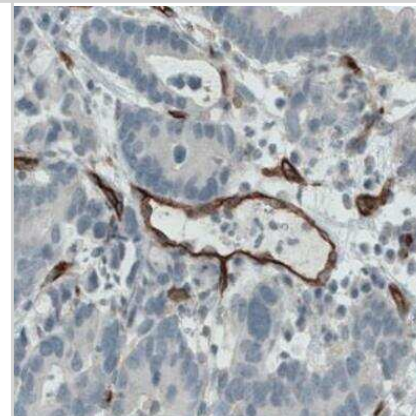
Immunohistochemistry-Paraffin: Endoglin/CD105 Antibody (CL1912) [NBP2-34493] - Staining of human renal cancer shows strong immunoreactivity in the blood vessels.



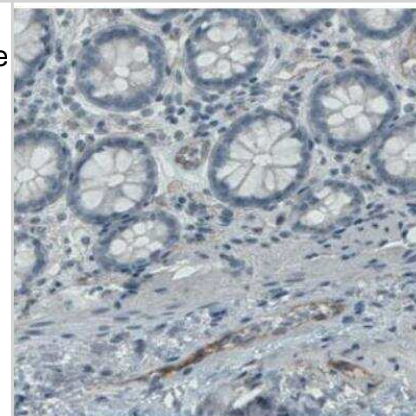
Immunohistochemistry-Paraffin: Endoglin/CD105 Antibody (CL1912) [NBP2-34493] - Staining of human liver cancer shows positivity in the sinusoids.



Immunohistochemistry-Paraffin: Endoglin/CD105 Antibody (CL1912) [NBP2-34493] - Staining of human stomach cancer shows strong immunoreactivity in the blood vessels walls.



Immunohistochemistry-Paraffin: Endoglin/CD105 Antibody (CL1912) [NBP2-34493] - Staining of human colon shows moderate positivity in the endothelium of blood vessels.



Immunohistochemistry-Paraffin: Endoglin/CD105 Antibody (CL1912) [NBP2-34493] - Staining of human cerebral cortex shows strong immunoreactivity in the blood vessels.





Novus Biologicals USA

10730 E. Briarwood Avenue
Centennial, CO 80112
USA
Phone: 303.730.1950
Toll Free: 1.888.506.6887
Fax: 303.730.1966
nb-customerservice@bio-techne.com

Bio-Techne Canada

21 Canmotor Ave
Toronto, ON M8Z 4E6
Canada
Phone: 905.827.6400
Toll Free: 855.668.8722
Fax: 905.827.6402
canada.inquires@bio-techne.com

Bio-Techne Ltd

19 Barton Lane
Abingdon Science Park
Abingdon, OX14 3NB, United Kingdom
Phone: (44) (0) 1235 529449
Free Phone: 0800 37 34 15
Fax: (44) (0) 1235 533420
info.EMEA@bio-techne.com

General Contact Information

www.novusbio.com
Technical Support: nb-technical@bio-techne.com
Orders: nb-customerservice@bio-techne.com
General: novus@novusbio.com

Products Related to NBP2-34493

NBP2-34493PEP	Endoglin/CD105 Recombinant Protein Antigen
HAF007	Goat anti-Mouse IgG Secondary Antibody [HRP]
NB720-B	Rabbit anti-Mouse IgG (H+L) Secondary Antibody [Biotin]
NBP1-97005-0.5mg	Mouse IgG1 Isotype Control (MG1)

Limitations

This product is for research use only and is not approved for use in humans or in clinical diagnosis. Primary Antibodies are guaranteed for 1 year from date of receipt.

For more information on our 100% guarantee, please visit www.novusbio.com/guarantee

Earn gift cards/discounts by submitting a review: www.novusbio.com/reviews/submit/NBP2-34493

Earn gift cards/discounts by submitting a publication using this product:
www.novusbio.com/publications

