

Product Datasheet

Von Willebrand Factor Antibody (CL1950) - BSA Free NBP2-34474

Unit Size: 0.1 ml

Store at 4C short term. Aliquot and store at -20C long term. Avoid freeze-thaw cycles.

www.novusbio.com



technical@novusbio.com

Protocols, Publications, Related Products, Reviews, Research Tools and Images at:
www.novusbio.com/NBP2-34474

Updated 2/27/2025 v.20.1

Earn rewards for product
reviews and publications.

Submit a publication at www.novusbio.com/publications

Submit a review at www.novusbio.com/reviews/destination/NBP2-34474



NBP2-34474

Von Willebrand Factor Antibody (CL1950) - BSA Free

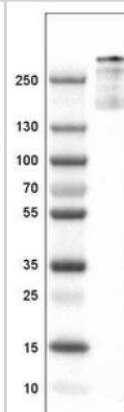
Product Information	
Unit Size	0.1 ml
Concentration	Concentrations vary lot to lot. See vial label for concentration. If unlisted please contact technical services.
Storage	Store at 4C short term. Aliquot and store at -20C long term. Avoid freeze-thaw cycles.
Clonality	Monoclonal
Clone	CL1950
Preservative	0.02% Sodium Azide
Isotype	IgG2a
Purity	Protein A purified
Buffer	PBS (pH 7.2) and 40% Glycerol

Product Description	
Host	Mouse
Gene ID	7450
Gene Symbol	VWF
Species	Human
Reactivity Notes	Expected cross reactivity based on sequence identity: Mouse 80%, Rat 80%.
Immunogen	This antibody was developed using a recombinant protein derived from P04275, with the exact immunogen sequence remaining proprietary.

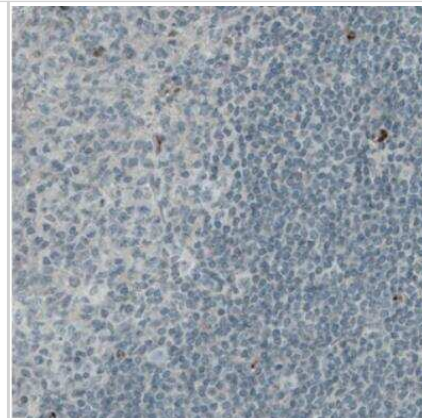
Product Application Details	
Applications	Western Blot, Immunohistochemistry, Immunohistochemistry-Paraffin
Recommended Dilutions	Western Blot 1 ug/ml, Immunohistochemistry 1:1000 - 1:2500, Immunohistochemistry-Paraffin 1:1000 - 1:2500
Application Notes	For IHC-Paraffin, HIER pH 6 retrieval is recommended.

Images

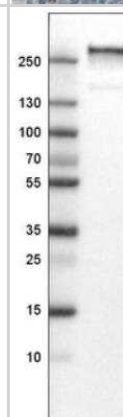
Western Blot: Von Willebrand Factor Antibody (CL1950) [NBP2-34474] -
Lane 1: Marker [kDa]. Lane 2: Human spleen tissue lysate



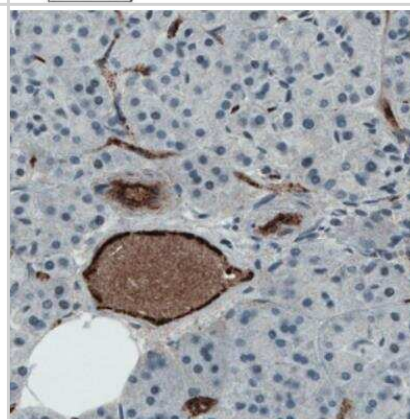
Immunohistochemistry-Paraffin: Von Willebrand Factor Antibody (CL1950) [NBP2-34474] - Staining of human tonsil shows absence of immunoreactivity in lymphoid cells (negative control).



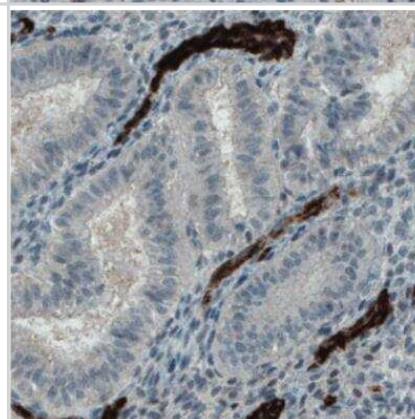
Western Blot: Von Willebrand Factor Antibody (CL1950) [NBP2-34474] - Lane 1: Marker [kDa]. Lane 2: Human plasma



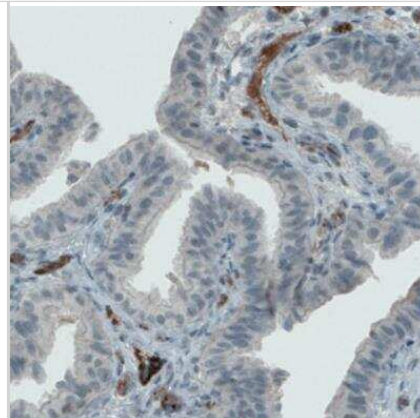
Immunohistochemistry-Paraffin: Von Willebrand Factor Antibody (CL1950) [NBP2-34474] - Staining of human pancreas shows strong immunoreactivity in blood vessels and in plasma.



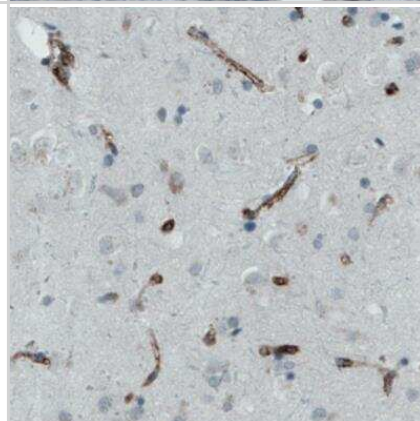
Immunohistochemistry-Paraffin: Von Willebrand Factor Antibody (CL1950) [NBP2-34474] - Staining of human endometrium shows strong positivity in blood vessels.



Immunohistochemistry-Paraffin: Von Willebrand Factor Antibody (CL1950) [NBP2-34474] - Staining of human fallopian tube shows strong immunoreactivity in blood vessels and in plasma.



Immunohistochemistry-Paraffin: Von Willebrand Factor Antibody (CL1950) [NBP2-34474] - Staining of human cerebral cortex shows strong positivity in capillary.





Novus Biologicals USA

10730 E. Briarwood Avenue
Centennial, CO 80112
USA
Phone: 303.730.1950
Toll Free: 1.888.506.6887
Fax: 303.730.1966
nb-customerservice@bio-techne.com

Bio-Techne Canada

21 Canmotor Ave
Toronto, ON M8Z 4E6
Canada
Phone: 905.827.6400
Toll Free: 855.668.8722
Fax: 905.827.6402
canada.inquires@bio-techne.com

Bio-Techne Ltd

19 Barton Lane
Abingdon Science Park
Abingdon, OX14 3NB, United Kingdom
Phone: (44) (0) 1235 529449
Free Phone: 0800 37 34 15
Fax: (44) (0) 1235 533420
info.EMEA@bio-techne.com

General Contact Information

www.novusbio.com
Technical Support: nb-technical@bio-
techne.com
Orders: nb-customerservice@bio-techne.com
General: novus@novusbio.com

Products Related to NBP2-34474

NBP2-34474PEP	Von Willebrand Factor Recombinant Protein Antigen
HAF007	Goat anti-Mouse IgG Secondary Antibody [HRP]
NB720-B	Rabbit anti-Mouse IgG (H+L) Secondary Antibody [Biotin]
NBP1-96778	Mouse IgG2a Isotype Control (M2A)

Limitations

This product is for research use only and is not approved for use in humans or in clinical diagnosis. Primary Antibodies are guaranteed for 1 year from date of receipt.

For more information on our 100% guarantee, please visit www.novusbio.com/guarantee

Earn gift cards/discounts by submitting a review: www.novusbio.com/reviews/submit/NBP2-34474

Earn gift cards/discounts by submitting a publication using this product:
www.novusbio.com/publications

