

Product Datasheet

EGFR Antibody (H9B4) NBP2-34243-0.1mg

Unit Size: 0.1 mg

Store at 4C.

www.novusbio.com



technical@novusbio.com

Protocols, Publications, Related Products, Reviews, Research Tools and Images at:
www.novusbio.com/NBP2-34243

Updated 10/23/2024 v.20.1

Earn rewards for product
reviews and publications.

Submit a publication at www.novusbio.com/publications

Submit a review at www.novusbio.com/reviews/destination/NBP2-34243



NBP2-34243-0.1mg

EGFR Antibody (H9B4)


Product Information	
Unit Size	0.1 mg
Concentration	0.2 mg/ml
Storage	Store at 4C.
Clonality	Monoclonal
Clone	H9B4
Preservative	0.05% Sodium Azide
Isotype	IgG1 Kappa
Purity	Protein A or G purified
Buffer	10 mM PBS with 0.05% BSA
Target Molecular Weight	170 kDa

Product Description	
Description	200ug/ml of antibody purified from Bioreactor Concentrate by Protein A or G. Prepared in 10 mM PBS with 0.05% BSA & 0.05% azide. Also available WITHOUT BSA & azide at 1.0 mg/ml. (NBP2-34628) Antibody with azide - store at 2 to 8C. Antibody without azide - store at -20 to -80C.
Host	Mouse
Gene ID	1956
Gene Symbol	EGFR
Species	Human, Mouse (Negative), Rat (Negative)
Reactivity Notes	Does not react with Mouse or Rat.
Immunogen	Purified EGFR from A431 cells.

Product Application Details	
Applications	Western Blot, Simple Western, Immunoprecipitation, Protein Array
Recommended Dilutions	Western Blot 1-2 ug/ml, Simple Western 10 ug/ml, Immunoprecipitation 1-2 ug/500 ug protein lysate, Protein Array
Application Notes	Optimal dilution for a specific application should be determined. Western Blot: 1-2ug/ml for 2 hours at RT.

Images

Western Blot: EGFR Antibody (H9B4) [NBP2-34243] - Western Blot Analysis of A431 cell lysate using EGFR Mouse Monoclonal Antibody (H9B4).



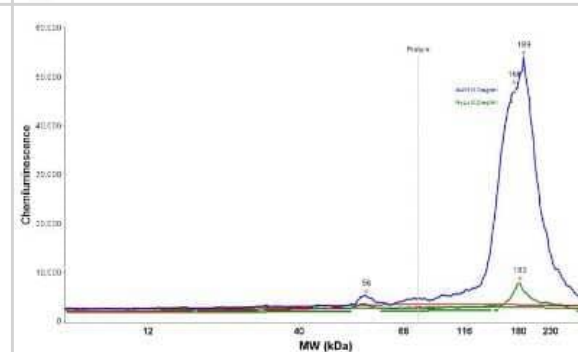
Simple Western: EGFR Antibody (H9B4) [NBP2-34243] - Simple Western lane view shows a specific band for EGF R/ErbB1 in 0.2 mg/ml of A431 lysate(s). This experiment was performed under reducing conditions using the 12-230 kDa separation system.



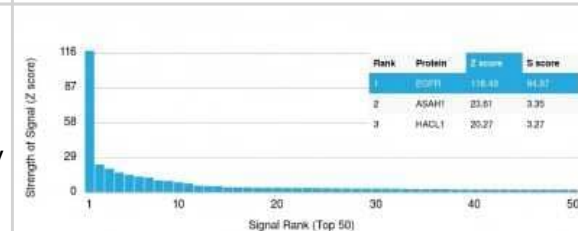
Simple Western: EGFR Antibody (H9B4) [NBP2-34243] - Simple Western lane view shows a specific band for EGF R/ErbB1 in 0.2 mg/ml of HeLa lysate(s). This experiment was performed under reducing conditions using the 12-230 kDa separation system.



Simple Western: EGFR Antibody (H9B4) [NBP2-34243] - Electropherogram image of the corresponding Simple Western lane. EGF R/ErbB1 antibody was used at 10 ug/ml dilution of A431 and HeLa lysates(s) respectively.



Protein Array: EGFR Antibody (H9B4) [NBP2-34243] - Analysis of Protein Array containing more than 19,000 full-length human proteins using EGFR Antibody (H9B4) Z- and S- Score: The Z-score represents the strength of a signal that a monoclonal antibody (Monoclonal Antibody) (in combination with a fluorescently-tagged anti-IgG secondary antibody) produces when binding to a particular protein on the HuProt (TM) array. Z-scores are described in units of standard deviations (SD's) above the mean value of all signals generated on that array. If targets on HuProt(TM) are arranged in descending order of the Z-score, the S-score is the difference (also in units of SD's) between the Z-score. S-score therefore represents the relative target specificity of a Monoclonal Antibody to its intended target. A Monoclonal Antibody is considered to be specific to its intended target, if the Monoclonal Antibody has an S-score of at least 2.5.





Novus Biologicals USA

10730 E. Briarwood Avenue
Centennial, CO 80112
USA
Phone: 303.730.1950
Toll Free: 1.888.506.6887
Fax: 303.730.1966
nb-customerservice@bio-techne.com

Bio-Techne Canada

21 Canmotor Ave
Toronto, ON M8Z 4E6
Canada
Phone: 905.827.6400
Toll Free: 855.668.8722
Fax: 905.827.6402
canada.inquires@bio-techne.com

Bio-Techne Ltd

19 Barton Lane
Abingdon Science Park
Abingdon, OX14 3NB, United Kingdom
Phone: (44) (0) 1235 529449
Free Phone: 0800 37 34 15
Fax: (44) (0) 1235 533420
info.EMEA@bio-techne.com

General Contact Information

www.novusbio.com
Technical Support: nb-technical@bio-techne.com
Orders: nb-customerservice@bio-techne.com
General: novus@novusbio.com

Products Related to NBP2-34243-0.1mg

HAF007	Goat anti-Mouse IgG Secondary Antibody [HRP]
NB720-B	Rabbit anti-Mouse IgG (H+L) Secondary Antibody [Biotin]
NBP1-43319-0.5mg	Mouse IgG1 Kappa Isotype Control (P3.6.2.8.1)
NBP2-52953PEP	EGFR Recombinant Protein Antigen

Limitations

This product is for research use only and is not approved for use in humans or in clinical diagnosis. Primary Antibodies are guaranteed for 1 year from date of receipt.

For more information on our 100% guarantee, please visit www.novusbio.com/guarantee

Earn gift cards/discounts by submitting a review: www.novusbio.com/reviews/submit/NBP2-34243

Earn gift cards/discounts by submitting a publication using this product:
www.novusbio.com/publications

