

# Product Datasheet

## Chromogranin A Antibody (LK2H10 + PHE5 + CGA/414) NBP2-34240-0.1mg

Unit Size: 0.1 mg

Store at 4C.

[www.novusbio.com](http://www.novusbio.com)



[technical@novusbio.com](mailto:technical@novusbio.com)

### Publications: 2

Protocols, Publications, Related Products, Reviews, Research Tools and Images at:  
[www.novusbio.com/NBP2-34240](http://www.novusbio.com/NBP2-34240)

Updated 10/23/2024 v.20.1

Earn rewards for product  
reviews and publications.

Submit a publication at [www.novusbio.com/publications](http://www.novusbio.com/publications)

Submit a review at [www.novusbio.com/reviews/destination/NBP2-34240](http://www.novusbio.com/reviews/destination/NBP2-34240)



**NBP2-34240-0.1mg**

Chromogranin A Antibody (LK2H10 + PHE5 + CGA/414)

**Product Information**

<b>Unit Size</b>	0.1 mg
<b>Concentration</b>	0.2 mg/ml
<b>Storage</b>	Store at 4C.
<b>Clonality</b>	Monoclonal
<b>Clone</b>	LK2H10 + PHE5 + CGA/414
<b>Preservative</b>	0.05% Sodium Azide
<b>Isotype</b>	IgG1 Kappa
<b>Purity</b>	Protein A or G purified
<b>Buffer</b>	10 mM PBS with 0.05% BSA

**Product Description**

<b>Description</b>	200ug/ml of antibody purified from Bioreactor Concentrate by Protein A or G. Prepared in 10 mM PBS with 0.05% BSA & 0.05% azide. Also available WITHOUT BSA & azide at 1.0 mg/ml. (NBP2-34674)  Antibody with azide - store at 2 to 8C. Antibody without azide - store at -20 to -80C.
<b>Host</b>	Mouse
<b>Gene ID</b>	1113
<b>Gene Symbol</b>	CHGA
<b>Species</b>	Human, Mouse, Rat, Porcine, Monkey
<b>Marker</b>	Neuroendocrine Marker
<b>Immunogen</b>	Human pheochromocytoma (LK2H10 & PHE5) & recombinant human chromogranin A protein (CGA414) (Uniprot: P10645)

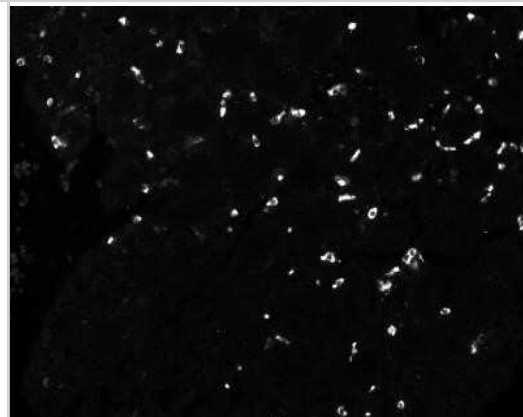
**Product Application Details**

<b>Applications</b>	Immunohistochemistry, Immunohistochemistry-Paraffin
<b>Recommended Dilutions</b>	Immunohistochemistry, Immunohistochemistry-Paraffin 0.1-0.2 ug/ml
<b>Application Notes</b>	Immunohistochemistry (Formalin-fixed): 0.1-0.2ug/ml for 30 min at RT. Staining of formalin-fixed tissues requires heating tissue sections in 10mM Tris with 1mM EDTA, pH 9.0, for 45 min at 95C followed by cooling at RT for 20 minutes. Optimal dilution for a specific application should be determined.

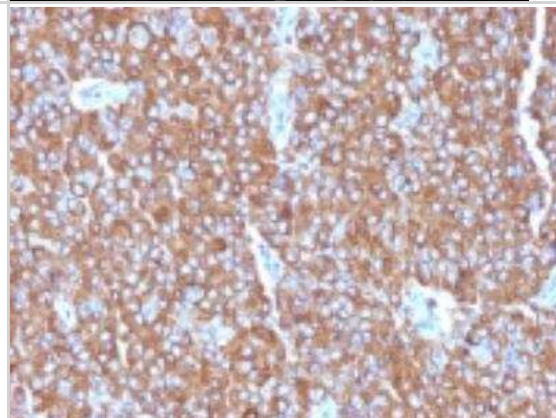


## Images

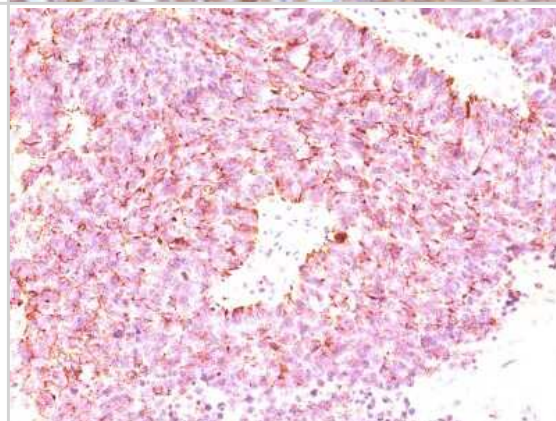
Immunohistochemistry-Paraffin: Chromogranin A Antibody (LK2H10 + PHE5 + CGA/414) [NBP2-34240] - Paraffin-embedded human stomach tissue sections. pH 9 antigen retrieval. Image from verified customer review. Image using the Azide and BSA Free format of this antibody.



Immunohistochemistry-Paraffin: Chromogranin A Antibody (LK2H10 + PHE5 + CGA/414) [NBP2-34240] - Formalin-fixed, paraffin-embedded human Adrenal Gland stained with Chromogranin A Monoclonal Antibody (LK2H10=PHE5+CGA414)



Immunohistochemistry-Paraffin: Chromogranin A Antibody (LK2H10 + PHE5 + CGA/414) [NBP2-34240] - Formalin-fixed, paraffin-embedded human small cell lung carcinoma stained with Chromogranin A MAb (LK2H10+PHE5+CGA414)



## Publications

Wright JJ, Eskaros A, Windon A et al. Exocrine pancreas in type 1 and type 2 diabetes: different patterns of fibrosis, metaplasia, angiopathy, and adiposity Diabetes 2023-10-26 [PMID: 37881846]

Bacon RL, Taylor L, Gray SB, Hodo CL Analysis of cell populations in the normal rhesus macaque (Macaca mulatta) lower intestinal tract and diagnostic thresholds for chronic enterocolitis Veterinary pathology 2023-10-11 [PMID: 37818978] (IHC-P)



### **Novus Biologicals USA**

10730 E. Briarwood Avenue  
Centennial, CO 80112  
USA  
Phone: 303.730.1950  
Toll Free: 1.888.506.6887  
Fax: 303.730.1966  
nb-customerservice@bio-techne.com

### **Bio-Techne Canada**

21 Canmotor Ave  
Toronto, ON M8Z 4E6  
Canada  
Phone: 905.827.6400  
Toll Free: 855.668.8722  
Fax: 905.827.6402  
canada.inquires@bio-techne.com

### **Bio-Techne Ltd**

19 Barton Lane  
Abingdon Science Park  
Abingdon, OX14 3NB, United Kingdom  
Phone: (44) (0) 1235 529449  
Free Phone: 0800 37 34 15  
Fax: (44) (0) 1235 533420  
info.EMEA@bio-techne.com

### **General Contact Information**

[www.novusbio.com](http://www.novusbio.com)  
Technical Support: nb-technical@bio-techne.com  
Orders: nb-customerservice@bio-techne.com  
General: novus@novusbio.com

### **Products Related to NBP2-34240-0.1mg**

HAF007	Goat anti-Mouse IgG Secondary Antibody [HRP]
NB720-B	Rabbit anti-Mouse IgG (H+L) Secondary Antibody [Biotin]
NBP1-43319-0.5mg	Mouse IgG1 Kappa Isotype Control (P3.6.2.8.1)
NBP2-61453-10ug	Recombinant Human Chromogranin A His Protein

### **Limitations**

This product is for research use only and is not approved for use in humans or in clinical diagnosis. Primary Antibodies are guaranteed for 1 year from date of receipt.

For more information on our 100% guarantee, please visit [www.novusbio.com/guarantee](http://www.novusbio.com/guarantee)

Earn gift cards/discounts by submitting a review: [www.novusbio.com/reviews/submit/NBP2-34240](http://www.novusbio.com/reviews/submit/NBP2-34240)

Earn gift cards/discounts by submitting a publication using this product:  
[www.novusbio.com/publications](http://www.novusbio.com/publications)

