

Product Datasheet

Synaptotagmin 1 Antibody - BSA Free NBP2-34215

Unit Size: 0.1 ml

Store at 4C short term. Aliquot and store at -20C long term. Avoid freeze-thaw cycles.

www.novusbio.com



technical@novusbio.com

Protocols, Publications, Related Products, Reviews, Research Tools and Images at:
www.novusbio.com/NBP2-34215

Updated 2/23/2025 v.20.1

Earn rewards for product
reviews and publications.

Submit a publication at www.novusbio.com/publications

Submit a review at www.novusbio.com/reviews/destination/NBP2-34215



NBP2-34215

Synaptotagmin 1 Antibody - BSA Free

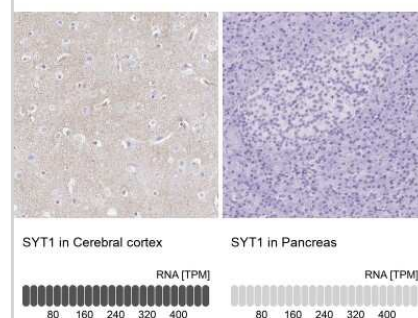
Product Information	
Unit Size	0.1 ml
Concentration	Concentrations vary lot to lot. See vial label for concentration. If unlisted please contact technical services.
Storage	Store at 4C short term. Aliquot and store at -20C long term. Avoid freeze-thaw cycles.
Clonality	Polyclonal
Preservative	0.02% Sodium Azide
Isotype	IgG
Purity	Immunogen affinity purified
Buffer	PBS (pH 7.2) and 40% Glycerol

Product Description	
Host	Rabbit
Gene ID	6857
Gene Symbol	SYT1
Species	Human
Reactivity Notes	Immunogen displays the following percentage of sequence identity for non-tested species: Mouse (85%), Rat (87%)
Immunogen	This antibody was developed against a recombinant protein corresponding to amino acids: MVSESHHEALAAPPVTTTVATVLP SNATEPASPGEKEDAFSKLKEKFMNELH

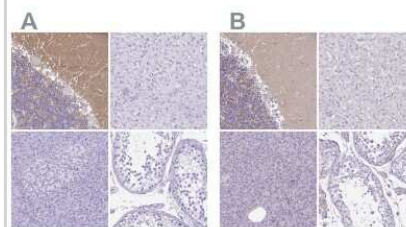
Product Application Details	
Applications	Western Blot, Immunohistochemistry, Immunohistochemistry-Paraffin
Recommended Dilutions	Western Blot 0.04 - 0.4 ug/ml, Immunohistochemistry 1:200 - 1:500, Immunohistochemistry-Paraffin 1:200 - 1:500
Application Notes	For IHC-Paraffin, HIER pH 6 retrieval is recommended.

Images

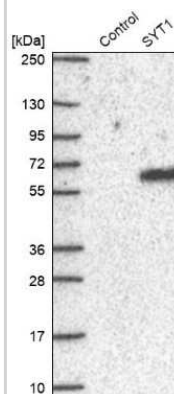
Immunohistochemistry-Paraffin: Synaptotagmin 1 Antibody [NBP2-34215] - Analysis in human cerebral cortex and pancreas tissues using NBP2-34215 antibody. Corresponding Synaptotagmin 1 RNA-seq data are presented for the same tissues.



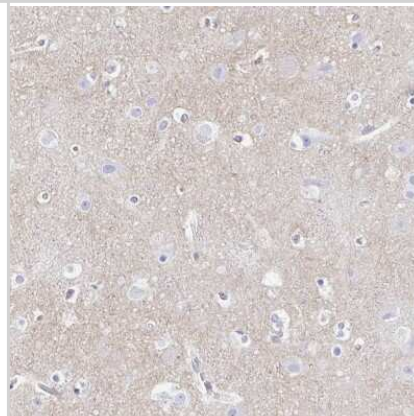
Immunohistochemistry-Paraffin: Synaptotagmin 1 Antibody [NBP2-34215] - Staining of human cerebellum, liver, pancreas and testis using Anti-Synaptotagmin 1 antibody NBP2-34215 (A) shows similar protein distribution across tissues to independent antibody NBP1-87362 (B).



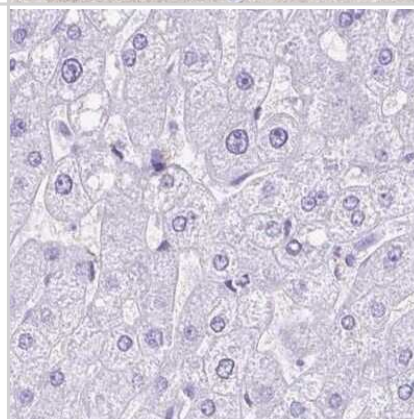
Western Blot: Synaptotagmin 1 Antibody [NBP2-34215] - Analysis in control (vector only transfected HEK293T lysate) and SYT1 over-expression lysate (Co-expressed with a C-terminal myc-DDK tag (3.1 kDa) in mammalian HEK293T cells).



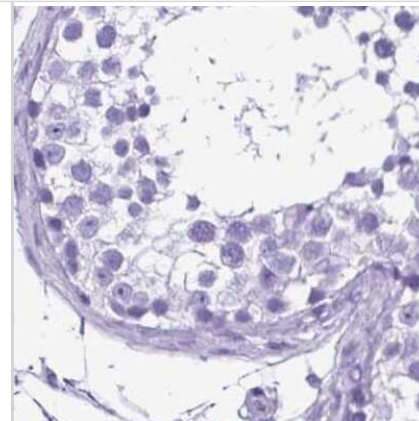
Immunohistochemistry-Paraffin: Synaptotagmin 1 Antibody [NBP2-34215] - Staining of human cerebral cortex shows high expression.



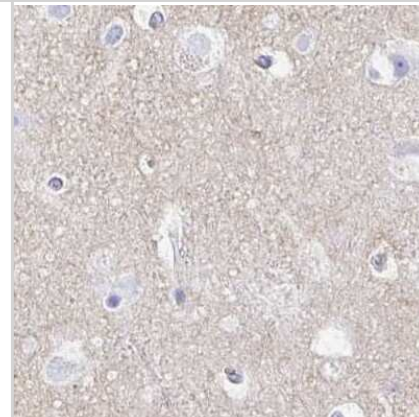
Immunohistochemistry-Paraffin: Synaptotagmin 1 Antibody [NBP2-34215] - Staining of human liver.



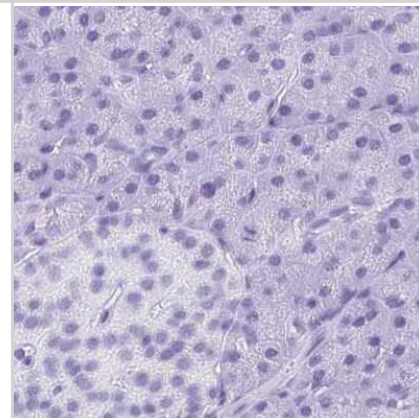
Immunohistochemistry-Paraffin: Synaptotagmin 1 Antibody [NBP2-34215] - Staining of human testis.



Immunohistochemistry-Paraffin: Synaptotagmin 1 Antibody [NBP2-34215] - Staining of human cerebral cortex using Anti-SYT1 antibody NBP2-34215.



Immunohistochemistry-Paraffin: Synaptotagmin 1 Antibody [NBP2-34215] - Staining of human pancreas using Anti-SYT1 antibody NBP2-34215.





Novus Biologicals USA

10730 E. Briarwood Avenue
Centennial, CO 80112
USA
Phone: 303.730.1950
Toll Free: 1.888.506.6887
Fax: 303.730.1966
nb-customerservice@bio-techne.com

Bio-Techne Canada

21 Canmotor Ave
Toronto, ON M8Z 4E6
Canada
Phone: 905.827.6400
Toll Free: 855.668.8722
Fax: 905.827.6402
canada.inquires@bio-techne.com

Bio-Techne Ltd

19 Barton Lane
Abingdon Science Park
Abingdon, OX14 3NB, United Kingdom
Phone: (44) (0) 1235 529449
Free Phone: 0800 37 34 15
Fax: (44) (0) 1235 533420
info.EMEA@bio-techne.com

General Contact Information

www.novusbio.com
Technical Support: nb-technical@bio-techne.com
Orders: nb-customerservice@bio-techne.com
General: novus@novusbio.com

Products Related to NBP2-34215

NBP2-34215PEP	Synaptotagmin 1 Recombinant Protein Antigen
HAF008	Goat anti-Rabbit IgG Secondary Antibody [HRP]
NB7160	Goat anti-Rabbit IgG (H+L) Secondary Antibody [HRP]
NBP2-24891	Rabbit IgG Isotype Control

Limitations

This product is for research use only and is not approved for use in humans or in clinical diagnosis. Primary Antibodies are guaranteed for 1 year from date of receipt.

For more information on our 100% guarantee, please visit www.novusbio.com/guarantee

Earn gift cards/discounts by submitting a review: www.novusbio.com/reviews/submit/NBP2-34215

Earn gift cards/discounts by submitting a publication using this product:
www.novusbio.com/publications

