

# Product Datasheet

## Isocitrate Dehydrogenase 1/IDH1 Antibody - BSA Free NBP2-34091

Unit Size: 0.1 ml

Store at 4C short term. Aliquot and store at -20C long term. Avoid freeze-thaw cycles.

[www.novusbio.com](http://www.novusbio.com)



[technical@novusbio.com](mailto:technical@novusbio.com)

Protocols, Publications, Related Products, Reviews, Research Tools and Images at:  
[www.novusbio.com/NBP2-34091](http://www.novusbio.com/NBP2-34091)

Updated 2/23/2025 v.20.1

Earn rewards for product  
reviews and publications.

Submit a publication at [www.novusbio.com/publications](http://www.novusbio.com/publications)

Submit a review at [www.novusbio.com/reviews/destination/NBP2-34091](http://www.novusbio.com/reviews/destination/NBP2-34091)



**NBP2-34091****Isocitrate Dehydrogenase 1/IDH1 Antibody - BSA Free**


Product Information	
Unit Size	0.1 ml
Concentration	Concentrations vary lot to lot. See vial label for concentration. If unlisted please contact technical services.
Storage	Store at 4C short term. Aliquot and store at -20C long term. Avoid freeze-thaw cycles.
Clonality	Polyclonal
Preservative	0.02% Sodium Azide
Isotype	IgG
Purity	Immunogen affinity purified
Buffer	PBS (pH 7.2) and 40% Glycerol

Product Description	
Host	Rabbit
Gene ID	3417
Gene Symbol	IDH1
Species	Human
Immunogen	This antibody was developed against a recombinant protein corresponding to amino acids: LAHRAKLDNNKELAFFANALEEVSIIETIEAGFMTKDLAACIKGLPNVQRSDYLNT FEFMDKLGLENLKIQLAQA

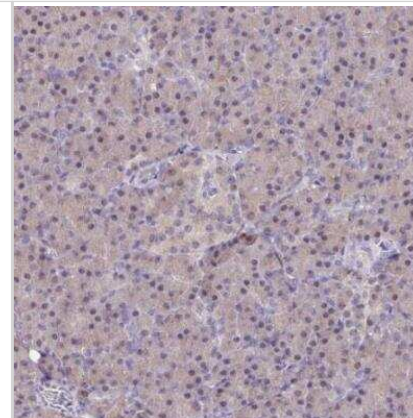
Product Application Details	
Applications	Western Blot, Simple Western, Immunohistochemistry, Immunohistochemistry-Paraffin, Knockdown Validated
Recommended Dilutions	Western Blot 0.04-0.4 ug/ml, Simple Western 1:25, Immunohistochemistry 1:200 - 1:500, Immunohistochemistry-Paraffin 1:200 - 1:500, Knockdown Validated
Application Notes	For IHC-Paraffin, HIER pH 6 retrieval is recommended. In Simple Western only 10 - 15 uL of the recommended dilution is used per data point. See <a href="#">Simple Western Antibody Database</a> for Simple Western validation: Tested in HepG2 lysate, separated by Size, antibody dilution of 1:25, apparent MW was 51 kDa.

**Images**

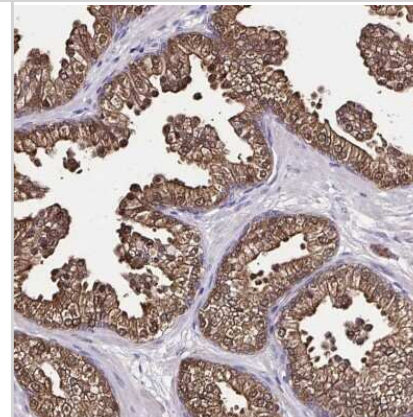
Western Blot: Isocitrate Dehydrogenase 1/IDH1 Antibody [NBP2-34091] - Analysis in RT-4 cells transfected with control siRNA, target specific siRNA probe #1 and #2, using anti-IDH1 antibody. Remaining relative intensity is presented. Loading control: anti-PPIB.



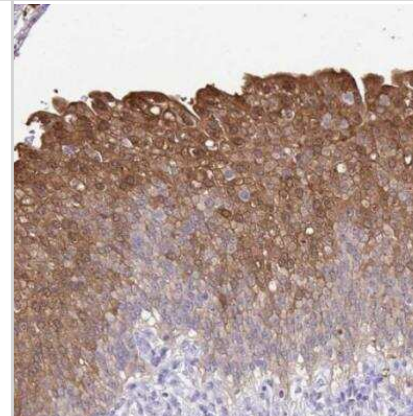
Immunohistochemistry-Paraffin: Isocitrate Dehydrogenase 1/IDH1 Antibody [NBP2-34091] - Staining of human pancreas shows very weak cytoplasmic positivity in exocrine glandular cells.



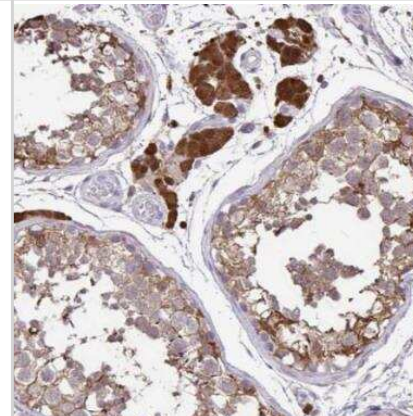
Immunohistochemistry-Paraffin: Isocitrate Dehydrogenase 1/IDH1 Antibody [NBP2-34091] - Staining of human prostate shows high expression.



Immunohistochemistry-Paraffin: Isocitrate Dehydrogenase 1/IDH1 Antibody [NBP2-34091] - Staining of human urinary bladder shows moderate cytoplasmic positivity in urothelial cells.



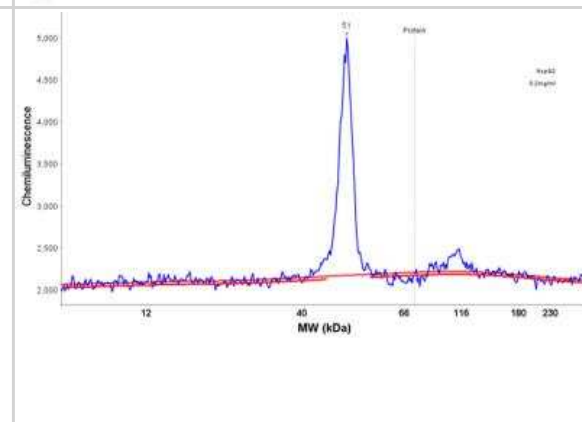
Immunohistochemistry-Paraffin: Isocitrate Dehydrogenase 1/IDH1 Antibody [NBP2-34091] - Staining of human testis shows strong cytoplasmic positivity in Leydig cells.



Simple Western: Isocitrate Dehydrogenase 1/IDH1 Antibody [NBP2-34091] - Simple Western lane view shows a specific band for Isocitrate Dehydrogenase 1/IDH1 in 0.2 mg/ml of HepG2 lysate(s). This experiment was performed under reducing conditions using the 12-230 kDa separation system.



Simple Western: Isocitrate Dehydrogenase 1/IDH1 Antibody [NBP2-34091] - Electropherogram image of the corresponding Simple Western lane view. Isocitrate Dehydrogenase 1/IDH1 antibody was used at 1:25 dilution on HepG2 lysate(s) respectively.





### **Novus Biologicals USA**

10730 E. Briarwood Avenue  
Centennial, CO 80112  
USA  
Phone: 303.730.1950  
Toll Free: 1.888.506.6887  
Fax: 303.730.1966  
nb-customerservice@bio-techne.com

### **Bio-Techne Canada**

21 Canmotor Ave  
Toronto, ON M8Z 4E6  
Canada  
Phone: 905.827.6400  
Toll Free: 855.668.8722  
Fax: 905.827.6402  
canada.inquires@bio-techne.com

### **Bio-Techne Ltd**

19 Barton Lane  
Abingdon Science Park  
Abingdon, OX14 3NB, United Kingdom  
Phone: (44) (0) 1235 529449  
Free Phone: 0800 37 34 15  
Fax: (44) (0) 1235 533420  
info.EMEA@bio-techne.com

### **General Contact Information**

www.novusbio.com  
Technical Support: nb-technical@bio-techne.com  
Orders: nb-customerservice@bio-techne.com  
General: novus@novusbio.com

### **Products Related to NBP2-34091**

---

NBP2-34091PEP	Isocitrate Dehydrogenase 1/IDH1 Recombinant Protein Antigen
HAF008	Goat anti-Rabbit IgG Secondary Antibody [HRP]
NB7160	Goat anti-Rabbit IgG (H+L) Secondary Antibody [HRP]
NBP2-24891	Rabbit IgG Isotype Control

---

### **Limitations**

This product is for research use only and is not approved for use in humans or in clinical diagnosis. Primary Antibodies are guaranteed for 1 year from date of receipt.

For more information on our 100% guarantee, please visit [www.novusbio.com/guarantee](http://www.novusbio.com/guarantee)

Earn gift cards/discounts by submitting a review: [www.novusbio.com/reviews/submit/NBP2-34091](http://www.novusbio.com/reviews/submit/NBP2-34091)

Earn gift cards/discounts by submitting a publication using this product:  
[www.novusbio.com/publications](http://www.novusbio.com/publications)

