

Product Datasheet

Pyruvate Dehydrogenase E2 Antibody - BSA Free NBP2-34065

Unit Size: 0.1 ml

Store at 4C short term. Aliquot and store at -20C long term. Avoid freeze-thaw cycles.

www.novusbio.com



technical@novusbio.com

Publications: 1

Protocols, Publications, Related Products, Reviews, Research Tools and Images at:
www.novusbio.com/NBP2-34065

Updated 2/23/2025 v.20.1

Earn rewards for product
reviews and publications.

Submit a publication at www.novusbio.com/publications

Submit a review at www.novusbio.com/reviews/destination/NBP2-34065



NBP2-34065

Pyruvate Dehydrogenase E2 Antibody - BSA Free

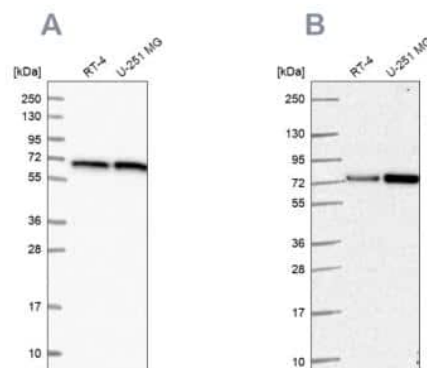
Product Information	
Unit Size	0.1 ml
Concentration	Concentrations vary lot to lot. See vial label for concentration. If unlisted please contact technical services.
Storage	Store at 4C short term. Aliquot and store at -20C long term. Avoid freeze-thaw cycles.
Clonality	Polyclonal
Preservative	0.02% Sodium Azide
Isotype	IgG
Purity	Immunogen affinity purified
Buffer	PBS (pH 7.2) and 40% Glycerol

Product Description	
Host	Rabbit
Gene ID	1737
Gene Symbol	DLAT
Species	Human
Immunogen	This antibody was developed against a recombinant protein corresponding to amino acids: LLPALSPTMTMGTVQRWEKKVGEKLSEGDLLAEIETDKATIGFEVQEEGYLAKI LVPEGTRDVPLGTPLCIIVEKEADISAFADYRPTVTDLKPQVPPPT

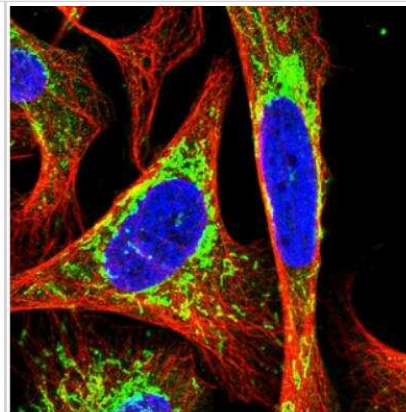
Product Application Details	
Applications	Western Blot, Immunocytochemistry/ Immunofluorescence, Immunohistochemistry, Immunohistochemistry-Paraffin
Recommended Dilutions	Western Blot 0.04-0.4 ug/ml, Immunohistochemistry 1:500 - 1:1000, Immunocytochemistry/ Immunofluorescence 0.25-2 ug/ml, Immunohistochemistry-Paraffin 1:500 - 1:1000
Application Notes	For IHC-Paraffin, HIER pH 6 retrieval is recommended. ICC/IF Fixation Permeabilization: Use PFA/Triton X-100.

Images

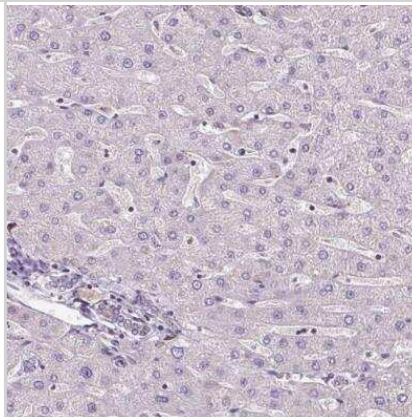
Western Blot: Pyruvate Dehydrogenase E2 Antibody [NBP2-34065] - Analysis using Anti-DLAT antibody NBP2-34065 (A) shows similar pattern to independent antibody NBP2-56744 (B).



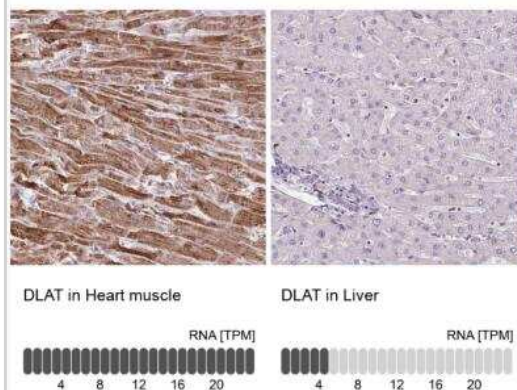
Immunocytochemistry/Immunofluorescence: Pyruvate Dehydrogenase E2 Antibody [NBP2-34065] - Staining of human cell line U-2 OS shows positivity in mitochondria. Antibody staining is shown in green.



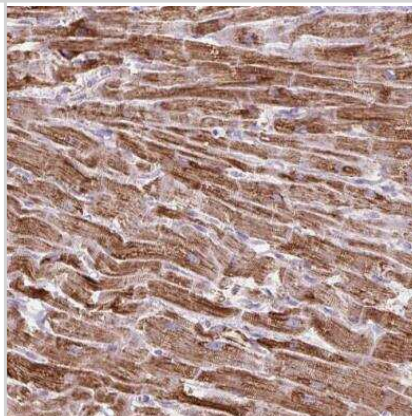
Immunohistochemistry-Paraffin: Pyruvate Dehydrogenase E2 Antibody [NBP2-34065] - Staining of human liver shows low expression as expected



Immunohistochemistry-Paraffin: Pyruvate Dehydrogenase E2 Antibody [NBP2-34065] - Analysis in human heart muscle and liver tissues using Anti-DLAT antibody. Corresponding DLAT RNA-seq data are presented for the same tissues.



Immunohistochemistry-Paraffin: Pyruvate Dehydrogenase E2 Antibody [NBP2-34065] - Staining of human heart muscle shows high expression.



Publications

Kam, J H, Weinrich, T W Et al. Mitochondrial absorption of short wavelength light drives primate blue retinal cones into glycolysis which may increase their pace of aging. *Vis Neurosci* 2019-01-01 [PMID: 31199213] (ICC/IF, Human)



Novus Biologicals USA

10730 E. Briarwood Avenue
Centennial, CO 80112
USA
Phone: 303.730.1950
Toll Free: 1.888.506.6887
Fax: 303.730.1966
nb-customerservice@bio-techne.com

Bio-Techne Canada

21 Canmotor Ave
Toronto, ON M8Z 4E6
Canada
Phone: 905.827.6400
Toll Free: 855.668.8722
Fax: 905.827.6402
canada.inquires@bio-techne.com

Bio-Techne Ltd

19 Barton Lane
Abingdon Science Park
Abingdon, OX14 3NB, United Kingdom
Phone: (44) (0) 1235 529449
Free Phone: 0800 37 34 15
Fax: (44) (0) 1235 533420
info.EMEA@bio-techne.com

General Contact Information

www.novusbio.com
Technical Support: nb-technical@bio-techne.com
Orders: nb-customerservice@bio-techne.com
General: novus@novusbio.com

Products Related to NBP2-34065

NBP2-34065PEP	Pyruvate Dehydrogenase E2 Recombinant Protein Antigen
HAF008	Goat anti-Rabbit IgG Secondary Antibody [HRP]
NB7160	Goat anti-Rabbit IgG (H+L) Secondary Antibody [HRP]
NBP2-24891	Rabbit IgG Isotype Control

Limitations

This product is for research use only and is not approved for use in humans or in clinical diagnosis. Primary Antibodies are guaranteed for 1 year from date of receipt.

For more information on our 100% guarantee, please visit www.novusbio.com/guarantee

Earn gift cards/discounts by submitting a review: www.novusbio.com/reviews/submit/NBP2-34065

Earn gift cards/discounts by submitting a publication using this product:
www.novusbio.com/publications

