

Product Datasheet

CD8 Antibody - BSA Free NBP2-34039

Unit Size: 0.1 ml

Store at 4C short term. Aliquot and store at -20C long term. Avoid freeze-thaw cycles.

www.novusbio.com



technical@novusbio.com

Publications: 4

Protocols, Publications, Related Products, Reviews, Research Tools and Images at:
www.novusbio.com/NBP2-34039

Updated 2/23/2025 v.20.1

Earn rewards for product
reviews and publications.

Submit a publication at www.novusbio.com/publications

Submit a review at www.novusbio.com/reviews/destination/NBP2-34039



NBP2-34039

CD8 Antibody - BSA Free

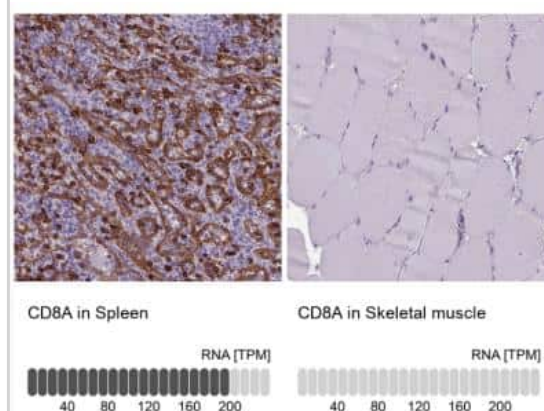
| Product Information | |
|-------------------------|--|
| Unit Size | 0.1 ml |
| Concentration | Concentrations vary lot to lot. See vial label for concentration. If unlisted please contact technical services. |
| Storage | Store at 4C short term. Aliquot and store at -20C long term. Avoid freeze-thaw cycles. |
| Clonality | Polyclonal |
| Preservative | 0.02% Sodium Azide |
| Isotype | IgG |
| Purity | Immunogen affinity purified |
| Buffer | PBS (pH 7.2) and 40% Glycerol |
| Target Molecular Weight | 26 kDa |

| Product Description | |
|---------------------|--|
| Host | Rabbit |
| Gene ID | 925 |
| Gene Symbol | CD8A |
| Species | Human |
| Immunogen | CD8 Antibody was developed against a recombinant protein corresponding to amino acids: AASPTFLLYLSQNKPKAAEGLDTQRFSGKRLGDTFVLTLSDFRRENEGYYFCS ALSNSIMYFSHFVPVFLPAKPTTTPAPRPPT |

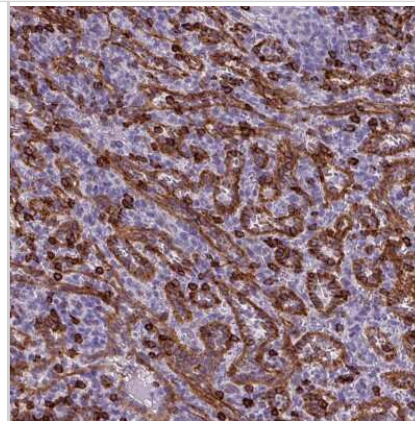
| Product Application Details | |
|-----------------------------|---|
| Applications | Immunohistochemistry, Immunohistochemistry-Paraffin |
| Recommended Dilutions | Immunohistochemistry 1:500 - 1:1000, Immunohistochemistry-Paraffin 1:500 - 1:1000 |
| Application Notes | For IHC-Paraffin, HIER pH 6 retrieval is recommended. |

Images

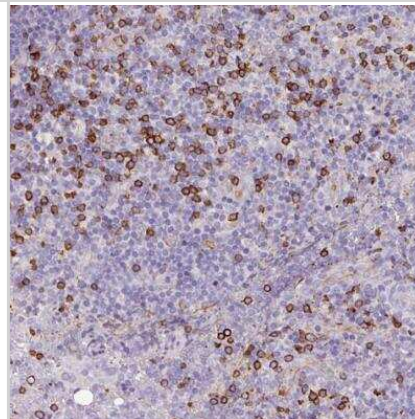
Immunohistochemistry-Paraffin: CD8 Antibody [NBP2-34039] - CD8 alpha Antibody [NBP2-34039] - Analysis in human spleen and skeletal muscle tissues. Corresponding CD8A RNA-seq data are presented for the same tissues.



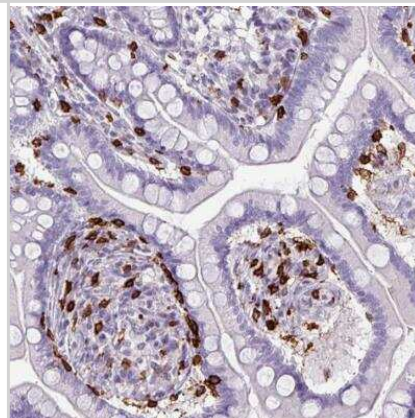
Immunohistochemistry-Paraffin: CD8 alpha Antibody [NBP2-34039] - Staining of human spleen shows moderate to strong positivity in lymphoid cells.



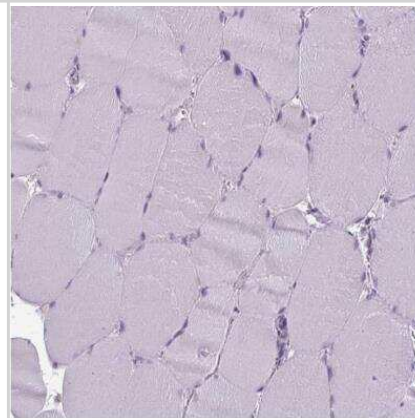
Immunohistochemistry-Paraffin: CD8 alpha Antibody [NBP2-34039] - Staining of human lymph node shows moderate to strong positivity in lymphoid cells.



Immunohistochemistry-Paraffin: CD8 alpha Antibody [NBP2-34039] - Staining of human small intestine shows moderate to strong positivity in lymphoid cells.



Immunohistochemistry-Paraffin: CD8 alpha Antibody [NBP2-34039] - Staining of human skeletal muscle shows no cytoplasmic positivity as expected.



Publications

Dashti A, Sukkestad S, Horner AM et al. AZD5582 plus SIV-specific antibodies reduce lymph node viral reservoirs in antiretroviral therapy-suppressed macaques *Nature medicine* 2023-10-01 [PMID: 37783968] (ICC/IF, Monkey)

Yin J, Yuan J, Li Y et al. Neoadjuvant adbreximab in locally advanced resectable esophageal squamous cell carcinoma: a phase 1b trial *Nature medicine* 2023-07-24 [PMID: 37488287] (IHC-P, Human)

Suzuki M, Koshikawa S, Watanabe H et al. Elevated serum osteopontin levels in patients with severe cutaneous adverse drug reactions *The Journal of dermatology* 2022-12-20 [PMID: 36540013]

Andersson S, Nilsson K, Fagerberg L et al. The Transcriptomic and Proteomic Landscapes of Bone Marrow and Secondary Lymphoid Tissues. *PLoS One* 2014-01-01 [PMID: 25541736] (IF/IHC)





Novus Biologicals USA

10730 E. Briarwood Avenue
Centennial, CO 80112
USA
Phone: 303.730.1950
Toll Free: 1.888.506.6887
Fax: 303.730.1966
nb-customerservice@bio-techne.com

Bio-Techne Canada

21 Canmotor Ave
Toronto, ON M8Z 4E6
Canada
Phone: 905.827.6400
Toll Free: 855.668.8722
Fax: 905.827.6402
canada.inquires@bio-techne.com

Bio-Techne Ltd

19 Barton Lane
Abingdon Science Park
Abingdon, OX14 3NB, United Kingdom
Phone: (44) (0) 1235 529449
Free Phone: 0800 37 34 15
Fax: (44) (0) 1235 533420
info.EMEA@bio-techne.com

General Contact Information

www.novusbio.com
Technical Support: nb-technical@bio-techne.com
Orders: nb-customerservice@bio-techne.com
General: novus@novusbio.com

Products Related to NBP2-34039

| | |
|---------------|---|
| NBP2-34039PEP | CD8 Recombinant Protein Antigen |
| HAF008 | Goat anti-Rabbit IgG Secondary Antibody [HRP] |
| NB7160 | Goat anti-Rabbit IgG (H+L) Secondary Antibody [HRP] |
| NBP2-24891 | Rabbit IgG Isotype Control |

Limitations

This product is for research use only and is not approved for use in humans or in clinical diagnosis. Primary Antibodies are guaranteed for 1 year from date of receipt.

For more information on our 100% guarantee, please visit www.novusbio.com/guarantee

Earn gift cards/discounts by submitting a review: www.novusbio.com/reviews/submit/NBP2-34039

Earn gift cards/discounts by submitting a publication using this product:
www.novusbio.com/publications

