

Product Datasheet

Thyrotropin Releasing Hormone Antibody - BSA Free NBP2-34014

Unit Size: 0.1 ml

Store at 4C short term. Aliquot and store at -20C long term. Avoid freeze-thaw cycles.

www.novusbio.com



technical@novusbio.com

Protocols, Publications, Related Products, Reviews, Research Tools and Images at:
www.novusbio.com/NBP2-34014

Updated 2/26/2026 v.20.1

Earn rewards for product
reviews and publications.

Submit a publication at www.novusbio.com/publications

Submit a review at www.novusbio.com/reviews/destination/NBP2-34014



NBP2-34014

Thyrotropin Releasing Hormone Antibody - BSA Free

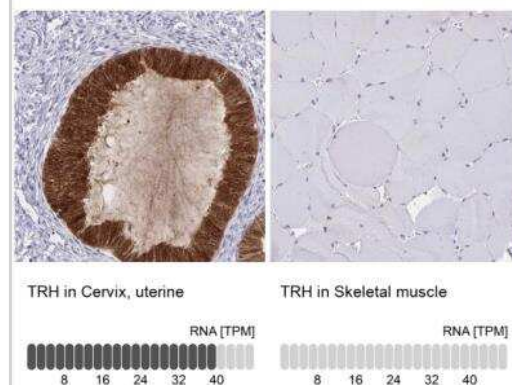
Product Information	
Unit Size	0.1 ml
Concentration	Concentrations vary lot to lot. See vial label for concentration. If unlisted please contact technical services.
Storage	Store at 4C short term. Aliquot and store at -20C long term. Avoid freeze-thaw cycles.
Clonality	Polyclonal
Preservative	0.02% Sodium Azide
Isotype	IgG
Purity	Affinity purified
Buffer	PBS (pH 7.2) and 40% Glycerol

Product Description	
Description	Novus Biologicals Rabbit Thyrotropin Releasing Hormone Antibody - BSA Free (NBP2-34014) is a polyclonal antibody validated for use in IHC. All Novus Biologicals antibodies are covered by our 100% guarantee.
Host	Rabbit
Gene ID	7200
Gene Symbol	TRH
Species	Human
Immunogen	This antibody was developed against a recombinant protein corresponding to amino acids: HKRQHPGRREDEASWSVDVTQHKRQHPGRRSPWLAYAVPKRQHPGRRLLAD PKAQRSWEE

Product Application Details	
Applications	Immunohistochemistry-Paraffin, Immunohistochemistry
Recommended Dilutions	Immunohistochemistry 1:1000 - 1:2500, Immunohistochemistry-Paraffin 1:1000 - 1:2500
Application Notes	IHC-Paraffin, HIER pH 6 retrieval is recommended.

Images

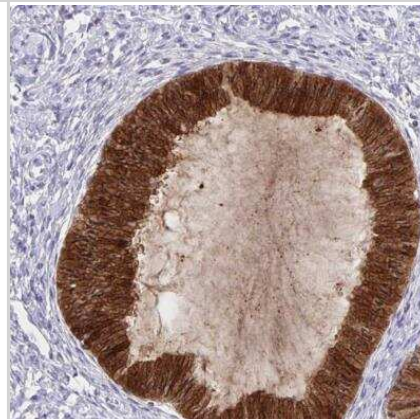
Immunohistochemistry-Paraffin: Thyrotropin Releasing Hormone Antibody [NBP2-34014] - Analysis in human cervix, uterine and skeletal muscle tissues. Corresponding TRH RNA-seq data are presented for the same tissues.



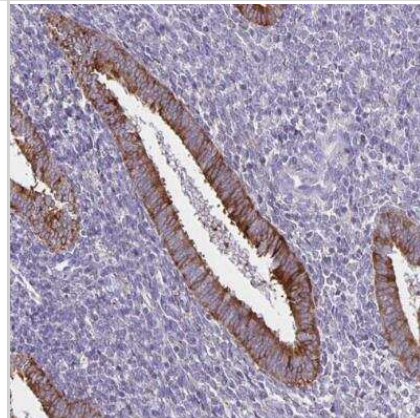
Immunohistochemistry-Paraffin: Thyrotropin Releasing Hormone Antibody [NBP2-34014] - Staining of human skeletal muscle shows no positivity in myocytes as expected.



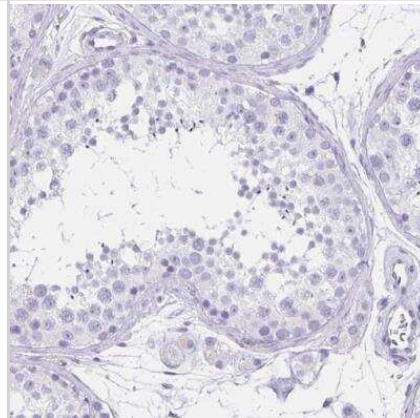
Immunohistochemistry-Paraffin: Thyrotropin Releasing Hormone Antibody [NBP2-34014] - Staining of human cervix, uterine shows moderate to strong cytoplasmic positivity in glandular cells.



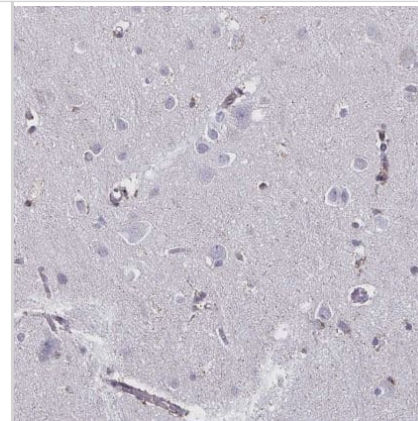
Immunohistochemistry-Paraffin: Thyrotropin Releasing Hormone Antibody [NBP2-34014] - Staining of human endometrium shows weak to moderate cytoplasmic positivity in glandular cells.



Immunohistochemistry-Paraffin: Thyrotropin Releasing Hormone Antibody [NBP2-34014] - Staining of human testis shows no positivity in cells in seminiferous ducts as expected.



Immunohistochemistry-Paraffin: Thyrotropin Releasing Hormone Antibody [NBP2-34014] -Staining of human cerebral cortex shows weak cytoplasmic-membranous positivity in endothelial cells.





Novus Biologicals USA

10730 E. Briarwood Avenue
Centennial, CO 80112
USA
Phone: 303.730.1950
Toll Free: 1.888.506.6887
Fax: 303.730.1966
nb-customerservice@bio-techne.com

Bio-Techne Canada

21 Canmotor Ave
Toronto, ON M8Z 4E6
Canada
Phone: 905.827.6400
Toll Free: 855.668.8722
Fax: 905.827.6402
canada.inquires@bio-techne.com

Bio-Techne Ltd

19 Barton Lane
Abingdon Science Park
Abingdon, OX14 3NB, United Kingdom
Phone: (44) (0) 1235 529449
Free Phone: 0800 37 34 15
Fax: (44) (0) 1235 533420
info.EMEA@bio-techne.com

General Contact Information

www.novusbio.com
Technical Support: nb-technical@bio-techne.com
Orders: nb-customerservice@bio-techne.com
General: novus@novusbio.com

Products Related to NBP2-34014

NBP2-34014PEP	Thyrotropin Releasing Hormone Recombinant Protein Antigen
HAF008	Goat anti-Rabbit IgG Secondary Antibody [HRP]
NB7160	Goat anti-Rabbit IgG (H+L) Secondary Antibody [HRP]
NBP2-24891	Rabbit IgG Isotype Control

Limitations

This product is for research use only and is not approved for use in humans or in clinical diagnosis. Primary Antibodies are guaranteed for 1 year from date of receipt.

For more information on our 100% guarantee, please visit www.novusbio.com/guarantee

Earn gift cards/discounts by submitting a review: www.novusbio.com/reviews/submit/NBP2-34014

Earn gift cards/discounts by submitting a publication using this product:
www.novusbio.com/publications

