

Product Datasheet

Uroplakin II Antibody - BSA Free NBP2-33389

Unit Size: 0.1 ml

Store at 4C short term. Aliquot and store at -20C long term. Avoid freeze-thaw cycles.

www.novusbio.com



technical@novusbio.com

Reviews: 1 Publications: 2

Protocols, Publications, Related Products, Reviews, Research Tools and Images at:
www.novusbio.com/NBP2-33389

Updated 2/23/2025 v.20.1

**Earn rewards for product
reviews and publications.**

Submit a publication at www.novusbio.com/publications

Submit a review at www.novusbio.com/reviews/destination/NBP2-33389



NBP2-33389

Uroplakin II Antibody - BSA Free

Product Information

Unit Size	0.1 ml
Concentration	Concentrations vary lot to lot. See vial label for concentration. If unlisted please contact technical services.
Storage	Store at 4C short term. Aliquot and store at -20C long term. Avoid freeze-thaw cycles.
Clonality	Polyclonal
Preservative	0.02% Sodium Azide
Isotype	IgG
Purity	Immunogen affinity purified
Buffer	PBS (pH 7.2) and 40% Glycerol

Product Description

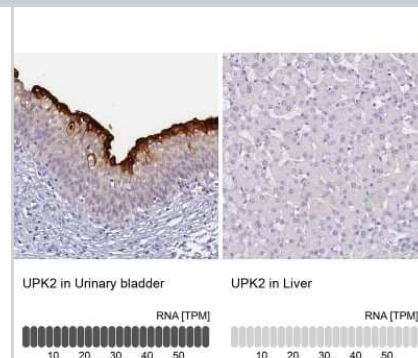
Host	Rabbit
Gene ID	7379
Gene Symbol	UPK2
Species	Human
Immunogen	This antibody was developed against a recombinant protein corresponding to amino acids: ISSLSGLLSPALTESLLVALPPCHLTGGNATLMVRRANDSKVVTSSFVVPFCRG RRELVS

Product Application Details

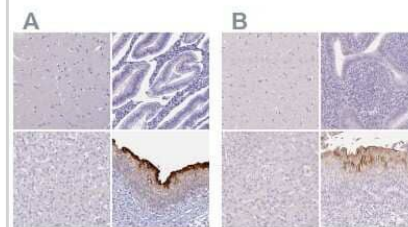
Applications	Immunohistochemistry, Immunohistochemistry-Paraffin
Recommended Dilutions	Immunohistochemistry 1:200 - 1:500, Immunohistochemistry-Paraffin 1:200 - 1:500
Application Notes	For IHC-Paraffin, HIER pH 6 retrieval is recommended.

Images

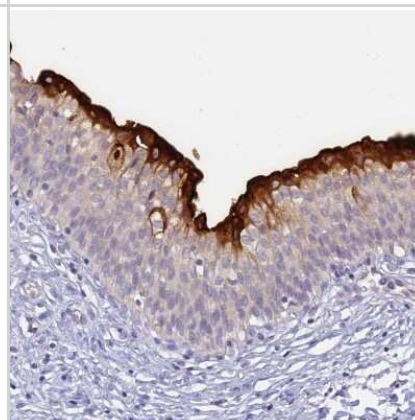
Immunohistochemistry-Paraffin: Uroplakin II Antibody [NBP2-33389] - Analysis in human urinary bladder and liver tissues. Corresponding UPK2 RNA-seq data are presented for the same tissues.



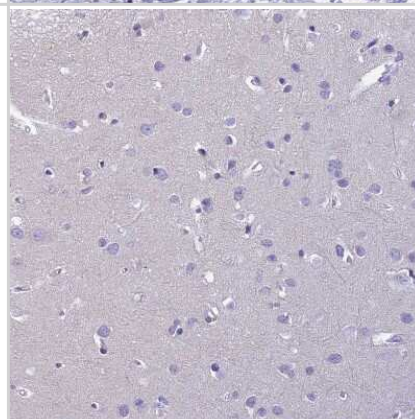
Immunohistochemistry-Paraffin: Uroplakin II Antibody [NBP2-33389] - Staining of human cerebral cortex, colon, skeletal muscle and stomach using Anti-PGC antibody (A) NBP2-33389 shows similar protein distribution across tissues to independent antibody NBP2-38904 (B).



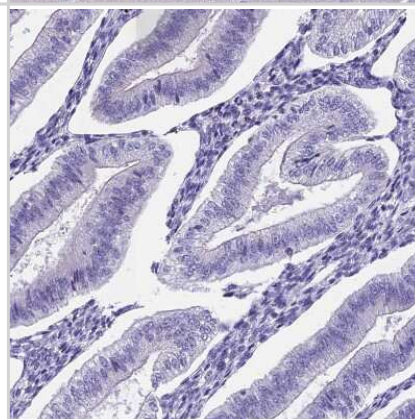
Immunohistochemistry-Paraffin: Uroplakin II Antibody [NBP2-33389] - Staining of human urinary bladder shows high expression.



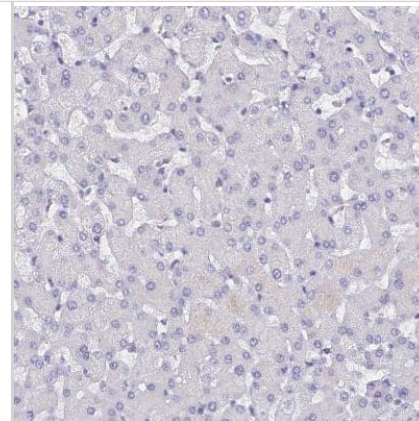
Immunohistochemistry-Paraffin: Uroplakin II Antibody [NBP2-33389] - Staining of human cerebral cortex shows no positivity in neurons as expected.



Immunohistochemistry-Paraffin: Uroplakin II Antibody [NBP2-33389] - Staining of human endometrium shows no positivity in glandular cells as expected.



Immunohistochemistry-Paraffin: Uroplakin II Antibody [NBP2-33389] - Staining of human liver shows no positivity in hepatocytes as expected.



Publications

Berndt-Paetz M, Han S, Weimann A et al. Cell Line-Based Human Bladder Organoids with Bladder-like Self-Organization-A New Standardized Approach in Bladder Cancer Research Biomedicines 2023-11-01 [PMID: 38001959] (IHC-P, Human)

Uchimura K, Wu H, Yoshimura Y, Humphreys BD Human Pluripotent Stem Cell-Derived Kidney Organoids with Improved Collecting Duct Maturation and Injury Modeling Cell reports 2020-12-15 [PMID: 33326782]



Novus Biologicals USA

10730 E. Briarwood Avenue
Centennial, CO 80112
USA
Phone: 303.730.1950
Toll Free: 1.888.506.6887
Fax: 303.730.1966
nb-customerservice@bio-techne.com

Bio-Techne Canada

21 Canmotor Ave
Toronto, ON M8Z 4E6
Canada
Phone: 905.827.6400
Toll Free: 855.668.8722
Fax: 905.827.6402
canada.inquires@bio-techne.com

Bio-Techne Ltd

19 Barton Lane
Abingdon Science Park
Abingdon, OX14 3NB, United Kingdom
Phone: (44) (0) 1235 529449
Free Phone: 0800 37 34 15
Fax: (44) (0) 1235 533420
info.EMEA@bio-techne.com

General Contact Information

www.novusbio.com
Technical Support: nb-technical@bio-techne.com
Orders: nb-customerservice@bio-techne.com
General: novus@novusbio.com

Products Related to NBP2-33389

NBP2-33389PEP	Uroplakin II Recombinant Protein Antigen
HAF008	Goat anti-Rabbit IgG Secondary Antibody [HRP]
NB7160	Goat anti-Rabbit IgG (H+L) Secondary Antibody [HRP]
NBP2-24891	Rabbit IgG Isotype Control

Limitations

This product is for research use only and is not approved for use in humans or in clinical diagnosis. Primary Antibodies are guaranteed for 1 year from date of receipt.

For more information on our 100% guarantee, please visit www.novusbio.com/guarantee

Earn gift cards/discounts by submitting a review: www.novusbio.com/reviews/submit/NBP2-33389

Earn gift cards/discounts by submitting a publication using this product:
www.novusbio.com/publications

