

Product Datasheet

alpha-Methylacyl-CoA Racemase/AMACR Antibody NBP2-32916-0.1mg

Unit Size: 0.1 mg

Store at 4C.

www.novusbio.com



technical@novusbio.com

Protocols, Publications, Related Products, Reviews, Research Tools and Images at:
www.novusbio.com/NBP2-32916

Updated 7/16/2024 v.20.1

Earn rewards for product
reviews and publications.

Submit a publication at www.novusbio.com/publications

Submit a review at www.novusbio.com/reviews/destination/NBP2-32916



NBP2-32916-0.1mg

alpha-Methylacyl-CoA Racemase/AMACR Antibody

Product Information	
Unit Size	0.1 mg
Concentration	0.2 mg/ml
Storage	Store at 4C.
Clonality	Polyclonal
Preservative	0.05% Sodium Azide
Isotype	IgG
Purity	Protein A purified
Buffer	10 mM PBS with 0.05% BSA
Target Molecular Weight	42 kDa

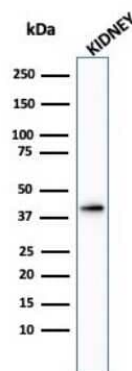
Product Description	
Description	200ug/ml of antibody purified from rabbit anti-serum by Protein A. Prepared in 10 mM PBS with 0.05% BSA & 0.05% azide. Also available WITHOUT BSA at 1.0 mg/ml. (NBP2-34514) Antibody with azide - store at 2 to 8C. Antibody without azide - store at -20 to -80C.
Host	Rabbit
Gene ID	23600
Gene Symbol	AMACR
Species	Human
Marker	Prostate Cancer Marker
Immunogen	A synthetic peptide from human alpha-Methylacyl-CoA Racemase/AMACR protein (Uniprot: Q9UHK6)

Product Application Details	
Applications	Western Blot, Immunohistochemistry, Immunohistochemistry-Paraffin
Recommended Dilutions	Western Blot 1:50-1:100, Immunohistochemistry, Immunohistochemistry-Paraffin 1:50-1:100
Application Notes	Immunohistochemistry (Formalin-fixed): 1:50-1:100 for 30-60 minutes at RT. Staining of formalin-fixed tissues requires heating tissue sections in 1mM EDTA, pH 7.5-8.5, for 45 min at 95C followed by cooling at RT for 20 minutes. Optimal dilution for a specific application should be determined.

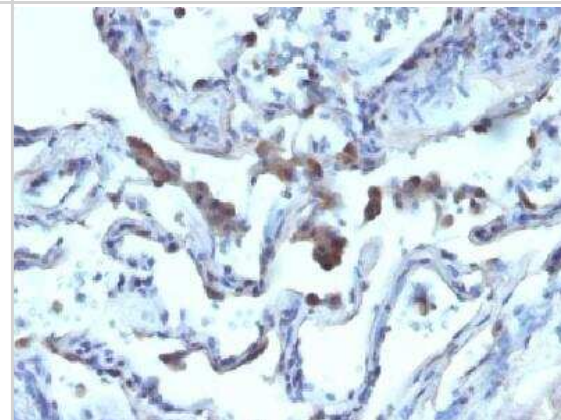


Images

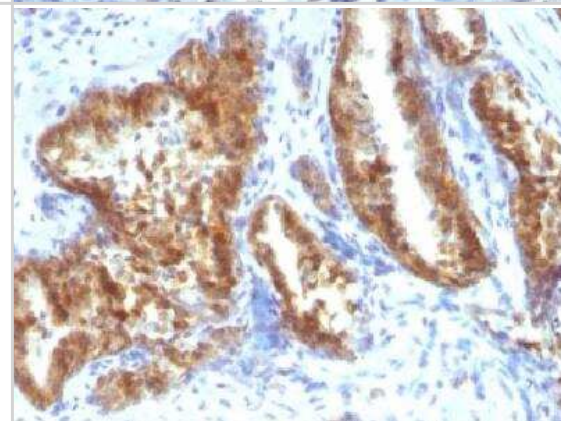
Western Blot: alpha-Methylacyl-CoA Racemase/AMACR Antibody [NBP2-32916] - Western Blot analysis of Kidney tissue lysate using alpha-Methylacyl-CoA Racemase/AMACR antibody.



Immunohistochemistry-Paraffin: alpha-Methylacyl-CoA Racemase/AMACR Antibody [NBP2-32916] - Formalin-fixed, paraffin-embedded human Lung carcinoma stained with AMACR/ p504S Rabbit polyclonal antibody.



Immunohistochemistry-Paraffin: alpha-Methylacyl-CoA Racemase/AMACR Antibody [NBP2-32916] - Formalin-fixed, paraffin-embedded human prostate carcinoma with AMACR/p504S Rabbit polyclonal antibody.





Novus Biologicals USA

10730 E. Briarwood Avenue
Centennial, CO 80112
USA
Phone: 303.730.1950
Toll Free: 1.888.506.6887
Fax: 303.730.1966
nb-customerservice@bio-techne.com

Bio-Techne Canada

21 Canmotor Ave
Toronto, ON M8Z 4E6
Canada
Phone: 905.827.6400
Toll Free: 855.668.8722
Fax: 905.827.6402
canada.inquires@bio-techne.com

Bio-Techne Ltd

19 Barton Lane
Abingdon Science Park
Abingdon, OX14 3NB, United Kingdom
Phone: (44) (0) 1235 529449
Free Phone: 0800 37 34 15
Fax: (44) (0) 1235 533420
info.EMEA@bio-techne.com

General Contact Information

www.novusbio.com
Technical Support: nb-technical@bio-techne.com
Orders: nb-customerservice@bio-techne.com
General: novus@novusbio.com

Products Related to NBP2-32916-0.1mg

HAF008	Goat anti-Rabbit IgG Secondary Antibody [HRP]
NB7160	Goat anti-Rabbit IgG (H+L) Secondary Antibody [HRP]
NBP2-24891	Rabbit IgG Isotype Control
H00023600-P01-2ug	Recombinant Human alpha-Methylacyl-CoA Racemase/AMACR GST (N-Term) Protein

Limitations

This product is for research use only and is not approved for use in humans or in clinical diagnosis. Primary Antibodies are guaranteed for 1 year from date of receipt.

For more information on our 100% guarantee, please visit www.novusbio.com/guarantee

Earn gift cards/discounts by submitting a review: www.novusbio.com/reviews/submit/NBP2-32916

Earn gift cards/discounts by submitting a publication using this product:
www.novusbio.com/publications

