

# Product Datasheet

## TAG-72 Antibody (CA72/733)

### NBP2-32903-0.1mg

Unit Size: 0.1 mg

Store at 4C.

[www.novusbio.com](http://www.novusbio.com)



[technical@novusbio.com](mailto:technical@novusbio.com)

Protocols, Publications, Related Products, Reviews, Research Tools and Images at:  
[www.novusbio.com/NBP2-32903](http://www.novusbio.com/NBP2-32903)

Updated 10/23/2024 v.20.1

Earn rewards for product  
reviews and publications.

Submit a publication at [www.novusbio.com/publications](http://www.novusbio.com/publications)

Submit a review at [www.novusbio.com/reviews/destination/NBP2-32903](http://www.novusbio.com/reviews/destination/NBP2-32903)



**NBP2-32903-0.1mg**

TAG-72 Antibody (CA72/733)

Product Information	
Unit Size	0.1 mg
Concentration	0.2 mg/ml
Storage	Store at 4C.
Clonality	Monoclonal
Clone	CA72/733
Preservative	0.05% Sodium Azide
Isotype	IgG1 Kappa
Purity	Protein A or G purified
Buffer	10 mM PBS with 0.05% BSA
Target Molecular Weight	220 kDa

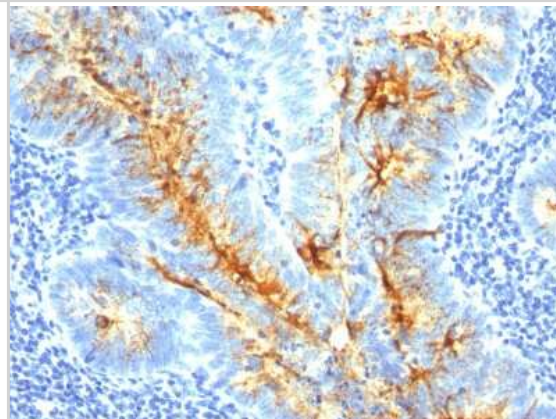
Product Description	
Description	<p>200ug/ml of antibody purified from Bioreactor Concentrate by Protein A or G. Prepared in 10 mM PBS with 0.05% BSA &amp; 0.05% azide. Also available WITHOUT BSA &amp; azide at 1.0 mg/ml. (NBP2-34591)</p> <p>Antibody with azide - store at 2 to 8C. Antibody without azide - store at -20 to -80C.</p>
Host	Mouse
Species	Human, Rat, Bovine, Canine
Specificity/Sensitivity	<p>Recognizes an oncofetal antigen of 220kDa, identified as a tumor-associated glycoprotein (TAG-72) with properties of a mucin. This monoclonal antibody defines the mucin-carried sialylated-Tn epitope. TAG-72 is usually expressed by adenocarcinomas, but is negative in mesotheliomas. Studies have reported that this antibody has 80% sensitivity and 93% specificity for pulmonary adenocarcinoma. Therefore, TAG-72 is a useful marker to distinguish between mesothelioma and adenocarcinoma. However, false positive reactions can occur so results must be interpreted with the utmost caution. This antibody may be useful in the differentiation of non-small cell carcinomas from small cell carcinomas of the lung. The combined use of anti-TAG-72 and anti-GCDFP-15 is valuable in the diagnosis of apocrine carcinoma.</p>
Immunogen	Purified TAG-72 protein

Product Application Details	
Applications	Immunohistochemistry, Immunohistochemistry-Paraffin
Recommended Dilutions	Immunohistochemistry, Immunohistochemistry-Paraffin 1-2 ug/ml
Application Notes	<p>Immunohistochemistry (Formalin-fixed): 1-2ug/ml for 30 minutes at RT. Staining of formalin-fixed tissues requires heating tissue sections in 10mM Tris with 1mM EDTA, pH 9.0, for 45 min at 95C followed by cooling at RT for 20 minutes. Optimal dilution for a specific application should be determined.</p>

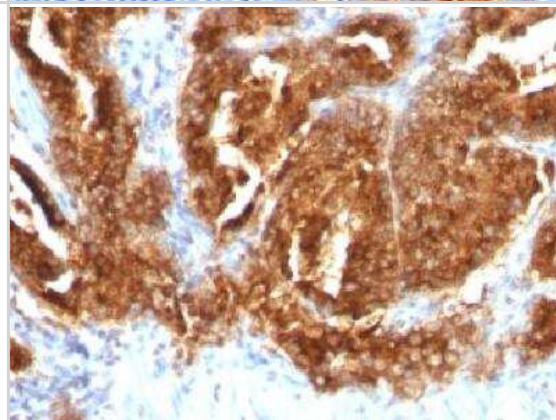


## Images

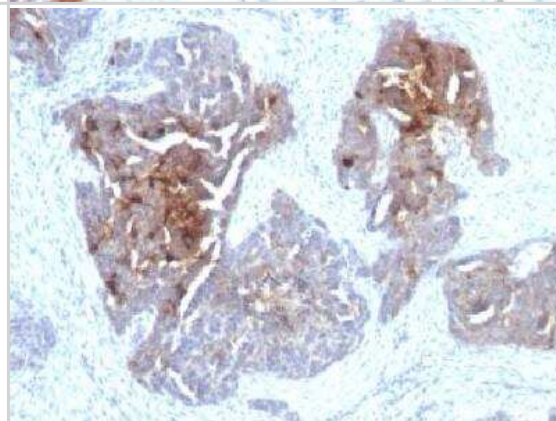
Immunohistochemistry-Paraffin: TAG-72 Antibody (CA72/733) [NBP2-32903] - Formalin-fixed, paraffin-embedded human colon cancer stained with TAG-72 MAb (CA72/733), using HRPO-DAB. Note cytoplasmic and cell surface staining.



Immunohistochemistry-Paraffin: TAG-72 Antibody (CA72/733) [NBP2-32903] - Formalin-fixed, paraffin-embedded human prostate carcinoma stained with TAG-72 Monoclonal Antibody (CA72/733).



Immunohistochemistry-Paraffin: TAG-72 Antibody (CA72/733) [NBP2-32903] - Formalin-fixed paraffin-embedded human ovarian carcinoma stained with TAG-72 Monoclonal Antibody (CA72/733).





### **Novus Biologicals USA**

10730 E. Briarwood Avenue  
Centennial, CO 80112  
USA  
Phone: 303.730.1950  
Toll Free: 1.888.506.6887  
Fax: 303.730.1966  
nb-customerservice@bio-techne.com

### **Bio-Techne Canada**

21 Canmotor Ave  
Toronto, ON M8Z 4E6  
Canada  
Phone: 905.827.6400  
Toll Free: 855.668.8722  
Fax: 905.827.6402  
canada.inquires@bio-techne.com

### **Bio-Techne Ltd**

19 Barton Lane  
Abingdon Science Park  
Abingdon, OX14 3NB, United Kingdom  
Phone: (44) (0) 1235 529449  
Free Phone: 0800 37 34 15  
Fax: (44) (0) 1235 533420  
info.EMEA@bio-techne.com

### **General Contact Information**

[www.novusbio.com](http://www.novusbio.com)  
Technical Support: nb-technical@bio-techne.com  
Orders: nb-customerservice@bio-techne.com  
General: novus@novusbio.com

### **Products Related to NBP2-32903-0.1mg**

HAF007	Goat anti-Mouse IgG Secondary Antibody [HRP]
NB720-B	Rabbit anti-Mouse IgG (H+L) Secondary Antibody [Biotin]
NBP1-43319-0.5mg	Mouse IgG1 Kappa Isotype Control (P3.6.2.8.1)

### **Limitations**

This product is for research use only and is not approved for use in humans or in clinical diagnosis. Primary Antibodies are guaranteed for 1 year from date of receipt.

For more information on our 100% guarantee, please visit [www.novusbio.com/guarantee](http://www.novusbio.com/guarantee)

Earn gift cards/discounts by submitting a review: [www.novusbio.com/reviews/submit/NBP2-32903](http://www.novusbio.com/reviews/submit/NBP2-32903)

Earn gift cards/discounts by submitting a publication using this product:  
[www.novusbio.com/publications](http://www.novusbio.com/publications)

