

Product Datasheet

Tryptophanyl tRNA synthetase Antibody - BSA Free NBP2-32186

Unit Size: 100 ul

Store at 4C. Do not freeze.

www.novusbio.com



technical@novusbio.com

Protocols, Publications, Related Products, Reviews, Research Tools and Images at:
www.novusbio.com/NBP2-32186

Updated 9/9/2025 v.20.1

Earn rewards for product
reviews and publications.

Submit a publication at www.novusbio.com/publications

Submit a review at www.novusbio.com/reviews/destination/NBP2-32186



NBP2-32186**Tryptophanyl tRNA synthetase Antibody - BSA Free**

Product Information	
Unit Size	100 ul
Concentration	1.0 mg/ml
Storage	Store at 4C. Do not freeze.
Clonality	Polyclonal
Preservative	0.09% Sodium Azide
Isotype	IgG
Purity	Immunogen affinity purified
Buffer	Tris-Citrate/Phosphate (pH 7.0 - 8.0)

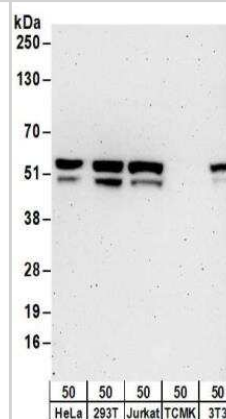
Product Description	
Description	Novus Biologicals Rabbit Tryptophanyl tRNA synthetase Antibody - BSA Free (NBP2-32186) is a polyclonal antibody validated for use in IHC, WB and IP. All Novus Biologicals antibodies are covered by our 100% guarantee.
Host	Rabbit
Gene ID	7453
Gene Symbol	WARS1
Species	Human, Mouse
Reactivity Notes	Orangutan (100%).
Immunogen	The immunogen this antibody was made to, maps to a region between residue 421 to 471 of human Tryptophanyl-tRNA Synthetase using the numbering given in entry NP_004175.2 (GeneID 7453).

Product Application Details	
Applications	Western Blot, Immunohistochemistry-Paraffin, Immunohistochemistry, Immunoprecipitation
Recommended Dilutions	Western Blot 1:2000 - 1:10000, Immunohistochemistry, Immunoprecipitation 2 - 10 ug/mg lysate, Immunohistochemistry-Paraffin 1:1000-1:5000
Application Notes	Epitope retrieval with citrate buffer pH 6.0 is recommended for FFPE tissue sections.

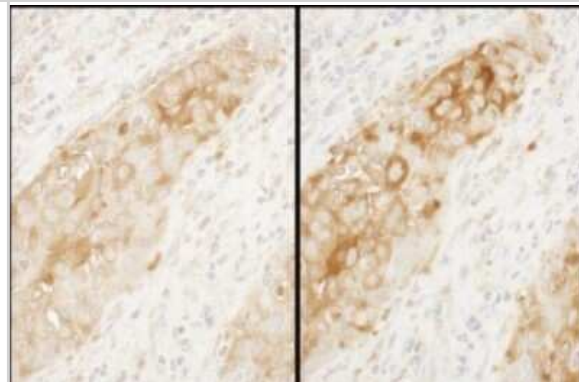


Images

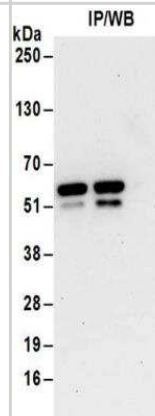
Western Blot: Tryptophanyl tRNA synthetase Antibody [NBP2-32186] -
Samples: Whole cell lysate (50 ug) from HeLa, 293T, Jurkat, mouse TCMK-1, and mouse NIH3T3 cells. **Antibodies:** Affinity purified rabbit anti-Tryptophanyl tRNA synthetase antibody NBP2-32186 used for WB at 0.1 ug/ml. **Detection:** Chemiluminescence with an exposure time of 3 minutes.



Immunohistochemistry-Paraffin: Tryptophanyl tRNA synthetase Antibody [NBP2-32186] - Serial sections of human lung cancer. **Antibody:** Affinity purified rabbit anti- WARS used at a dilution of 1:1,000 (1ug/ml). **Detection:** DAB. **Counterstain:** IHC Hematoxylin (blue).



Immunoprecipitation: Tryptophanyl tRNA synthetase Antibody [NBP2-32186] - **Samples:** Whole cell lysate (0.5 or 1.0 mg per IP reaction; 20% of IP loaded) from HeLa cells. **Antibodies:** Affinity purified rabbit anti-Tryptophanyl tRNA synthetase antibody NBP2-32186 used for IP at 6 ug per reaction. For blotting immunoprecipitated Tryptophanyl tRNA synthetase, NBP2-32186 was used at 0.4 ug/ml. **Detection:** Chemiluminescence with an exposure time of 30 seconds.





Novus Biologicals USA

10730 E. Briarwood Avenue
Centennial, CO 80112
USA
Phone: 303.730.1950
Toll Free: 1.888.506.6887
Fax: 303.730.1966
nb-customerservice@bio-techne.com

Bio-Techne Canada

21 Canmotor Ave
Toronto, ON M8Z 4E6
Canada
Phone: 905.827.6400
Toll Free: 855.668.8722
Fax: 905.827.6402
canada.inquires@bio-techne.com

Bio-Techne Ltd

19 Barton Lane
Abingdon Science Park
Abingdon, OX14 3NB, United Kingdom
Phone: (44) (0) 1235 529449
Free Phone: 0800 37 34 15
Fax: (44) (0) 1235 533420
info.EMEA@bio-techne.com

General Contact Information

www.novusbio.com
Technical Support: nb-technical@bio-techne.com
Orders: nb-customerservice@bio-techne.com
General: novus@novusbio.com

Products Related to NBP2-32186

NBP2-33376H	Blue Marker Antibody (6F4-F6) [HRP]
HAF008	Goat anti-Rabbit IgG Secondary Antibody [HRP]
NB7160	Goat anti-Rabbit IgG (H+L) Secondary Antibody [HRP]
NBP2-24891	Rabbit IgG Isotype Control

Limitations

This product is for research use only and is not approved for use in humans or in clinical diagnosis. Primary Antibodies are guaranteed for 1 year from date of receipt.

For more information on our 100% guarantee, please visit www.novusbio.com/guarantee

Earn gift cards/discounts by submitting a review: www.novusbio.com/reviews/submit/NBP2-32186

Earn gift cards/discounts by submitting a publication using this product:
www.novusbio.com/publications

