

# Product Datasheet

## IL-11R alpha Antibody - BSA Free NBP2-31997

Unit Size: 0.1 ml

Store at 4C short term. Aliquot and store at -20C long term. Avoid freeze-thaw cycles.

[www.novusbio.com](http://www.novusbio.com)



[technical@novusbio.com](mailto:technical@novusbio.com)

Protocols, Publications, Related Products, Reviews, Research Tools and Images at:  
[www.novusbio.com/NBP2-31997](http://www.novusbio.com/NBP2-31997)

Updated 2/23/2025 v.20.1

Earn rewards for product  
reviews and publications.

Submit a publication at [www.novusbio.com/publications](http://www.novusbio.com/publications)

Submit a review at [www.novusbio.com/reviews/destination/NBP2-31997](http://www.novusbio.com/reviews/destination/NBP2-31997)



**NBP2-31997**

IL-11R alpha Antibody - BSA Free

| Product Information |  |
|---------------------|--|
| Unit Size           | 0.1 ml   |
| Concentration       | Concentrations vary lot to lot. See vial label for concentration. If unlisted please contact technical services. |
| Storage             | Store at 4C short term. Aliquot and store at -20C long term. Avoid freeze-thaw cycles.                           |
| Clonality           | Polyclonal   |
| Preservative        | 0.02% Sodium Azide   |
| Isotype             | IgG  |
| Purity              | Immunogen affinity purified  |
| Buffer              | PBS (pH 7.2) and 40% Glycerol  |

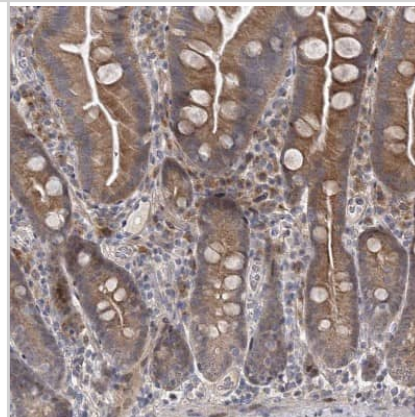
| Product Description |  |
|---------------------|--|
| Host                | Rabbit   |
| Gene ID             | 3590   |
| Gene Symbol         | IL11RA   |
| Species             | Human  |
| Reactivity Notes    | Immunogen displays the following percentage of sequence identity for non-tested species: Mouse (83%), Rat (80%)  |
| Immunogen           | This antibody was developed against a recombinant protein corresponding to amino acids:<br>VESVPGYPRRLRASWTYPASWPCQPHLLKFRLQYRPAQHPAWSTVEPAGLE<br>EVITDAVAGLPHAVRVSARDFLDAGTWSTWSPEAWGTPSTGTIPKEIPAWGQL<br>HTQPEVEPQVDSPAPPRPSLQPHRL |

| Product Application Details |   |
|-----------------------------|---|
| Applications                | Immunohistochemistry, Immunohistochemistry-Paraffin                           |
| Recommended Dilutions       | Immunohistochemistry 1:50 - 1:200, Immunohistochemistry-Paraffin 1:50 - 1:200 |
| Application Notes           | For IHC-Paraffin, HIER pH 6 retrieval is recommended.                         |

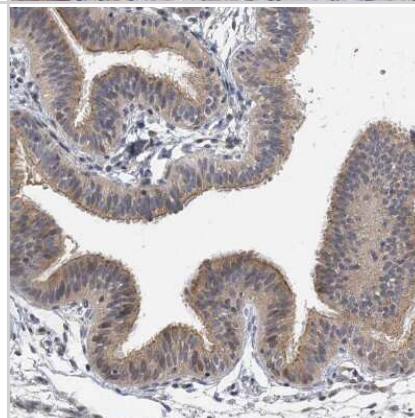


## Images

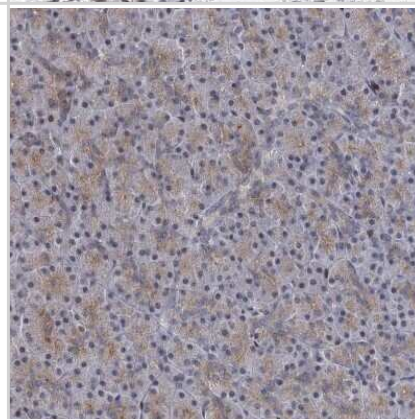
Immunohistochemistry-Paraffin: IL-11R alpha Antibody [NBP2-31997] - Staining of human small intestine shows moderate cytoplasmic positivity in glandular cells.



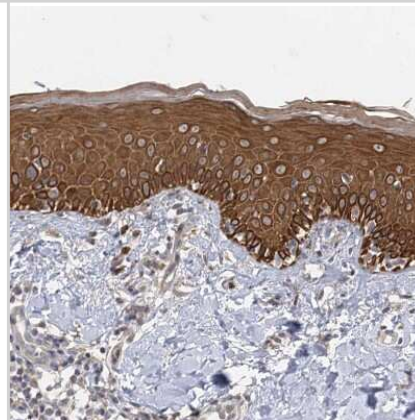
Immunohistochemistry-Paraffin: IL-11R alpha Antibody [NBP2-31997] - Staining of human Fallopian tube shows weak to moderate cytoplasmic and membranous positivity in glandular cells.



Immunohistochemistry-Paraffin: IL-11R alpha Antibody [NBP2-31997] - Staining of human pancreas shows very weak positivity in exocrine glandular cells as expected.



Immunohistochemistry-Paraffin: IL-11R alpha Antibody [NBP2-31997] - Staining of human skin shows strong cytoplasmic positivity in squamous epithelial cells.





### **Novus Biologicals USA**

10730 E. Briarwood Avenue  
Centennial, CO 80112  
USA  
Phone: 303.730.1950  
Toll Free: 1.888.506.6887  
Fax: 303.730.1966  
nb-customerservice@bio-techne.com

### **Bio-Techne Canada**

21 Canmotor Ave  
Toronto, ON M8Z 4E6  
Canada  
Phone: 905.827.6400  
Toll Free: 855.668.8722  
Fax: 905.827.6402  
canada.inquires@bio-techne.com

### **Bio-Techne Ltd**

19 Barton Lane  
Abingdon Science Park  
Abingdon, OX14 3NB, United Kingdom  
Phone: (44) (0) 1235 529449  
Free Phone: 0800 37 34 15  
Fax: (44) (0) 1235 533420  
info.EMEA@bio-techne.com

### **General Contact Information**

www.novusbio.com  
Technical Support: nb-technical@bio-techne.com  
Orders: nb-customerservice@bio-techne.com  
General: novus@novusbio.com

### **Products Related to NBP2-31997**

---

|               |   |
|---------------|---|
| NBP2-31997PEP | IL-11R alpha Recombinant Protein Antigen            |
| HAF008        | Goat anti-Rabbit IgG Secondary Antibody [HRP]       |
| NB7160        | Goat anti-Rabbit IgG (H+L) Secondary Antibody [HRP] |
| NBP2-24891    | Rabbit IgG Isotype Control                          |

---

### **Limitations**

This product is for research use only and is not approved for use in humans or in clinical diagnosis. Primary Antibodies are guaranteed for 1 year from date of receipt.

For more information on our 100% guarantee, please visit [www.novusbio.com/guarantee](http://www.novusbio.com/guarantee)

Earn gift cards/discounts by submitting a review: [www.novusbio.com/reviews/submit/NBP2-31997](http://www.novusbio.com/reviews/submit/NBP2-31997)

Earn gift cards/discounts by submitting a publication using this product:  
[www.novusbio.com/publications](http://www.novusbio.com/publications)

