

Product Datasheet

CEP170B Antibody - BSA Free

NBP2-31992

Unit Size: 0.1 ml

Store at 4C short term. Aliquot and store at -20C long term. Avoid freeze-thaw cycles.

www.novusbio.com



technical@novusbio.com

Protocols, Publications, Related Products, Reviews, Research Tools and Images at:
www.novusbio.com/NBP2-31992

Updated 9/9/2025 v.20.1

Earn rewards for product
reviews and publications.

Submit a publication at www.novusbio.com/publications

Submit a review at www.novusbio.com/reviews/destination/NBP2-31992



NBP2-31992

CEP170B Antibody - BSA Free

Product Information

Unit Size	0.1 ml
Concentration	Concentrations vary lot to lot. See vial label for concentration. If unlisted please contact technical services.
Storage	Store at 4C short term. Aliquot and store at -20C long term. Avoid freeze-thaw cycles.
Clonality	Polyclonal
Preservative	0.02% Sodium Azide
Isotype	IgG
Purity	Immunogen affinity purified
Buffer	PBS (pH 7.2) and 40% Glycerol

Product Description

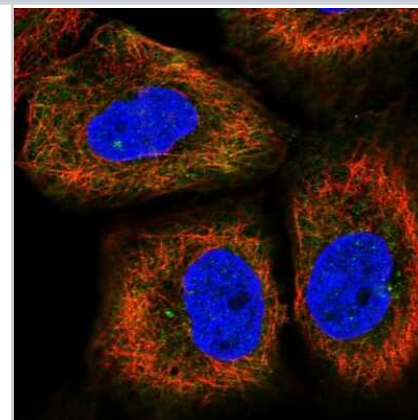
Description	Novus Biologicals Rabbit CEP170B Antibody - BSA Free (NBP2-31992) is a polyclonal antibody validated for use in IHC and ICC/IF. All Novus Biologicals antibodies are covered by our 100% guarantee.
Host	Rabbit
Gene ID	283638
Gene Symbol	CEP170B
Species	Human
Immunogen	This antibody was developed against a recombinant protein corresponding to amino acids: EPTPASFFIGDQNGDAVLSRKPLAAPGDGEGLGQTAQPSPPARDGVVVSANG RMVIQLRPGRSPEPDGPAPAFLRQESFTKEPASGPPAPGKPPHISHPLLQDL AATRAARMDFHSQDTHLILKETETALAALEARLLSNSVDAECE

Product Application Details

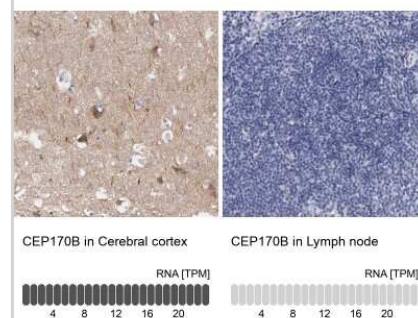
Applications	Immunohistochemistry-Paraffin, Immunocytochemistry/ Immunofluorescence, Immunohistochemistry
Recommended Dilutions	Immunohistochemistry 1:50 - 1:200, Immunocytochemistry/ Immunofluorescence 0.25-2 ug/ml, Immunohistochemistry-Paraffin 1:50 - 1:200
Application Notes	For IHC-Paraffin, HIER pH 6 retrieval is recommended. Immunocytochemistry/Immunofluorescence Fixation Permeabilization: Use PFA/Triton X-100.

Images

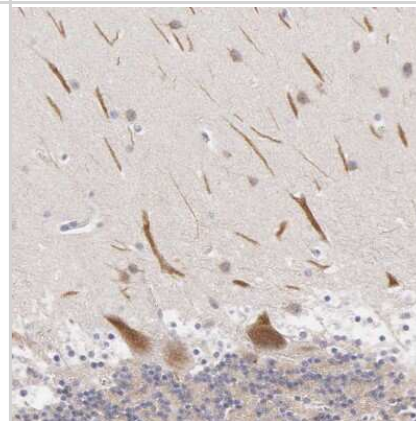
Immunocytochemistry/Immunofluorescence: CEP170B Antibody [NBP2-31992] - Staining of human cell line HaCaT shows localization to cytosol & centrosome.



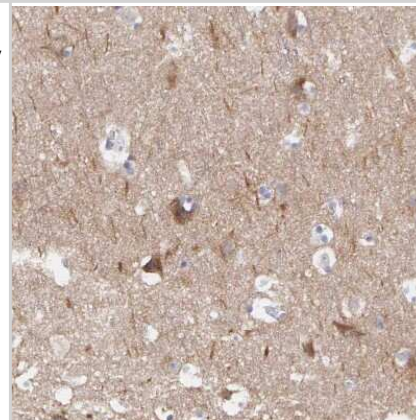
Immunohistochemistry-Paraffin: CEP170B Antibody [NBP2-31992] - Analysis in human cerebral cortex and lymph node tissues using NBP2-31992 antibody. Corresponding CEP170B RNA-seq data are presented for the same tissues.



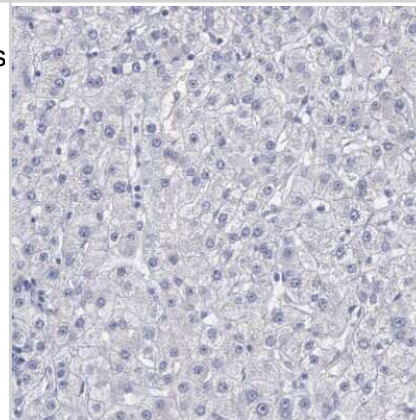
Immunohistochemistry-Paraffin: CEP170B Antibody [NBP2-31992] - Staining of human cerebellum shows strong cytoplasmic positivity in Purkinje cells.



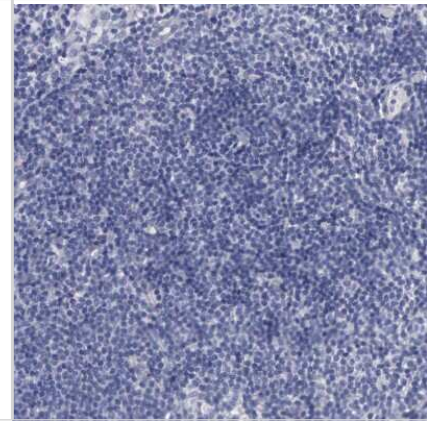
Immunohistochemistry-Paraffin: CEP170B Antibody [NBP2-31992] - Staining of human cerebral cortex shows moderate cytoplasmic positivity in neurons.



Immunohistochemistry-Paraffin: CEP170B Antibody [NBP2-31992] - Staining of human liver shows no cytoplasmic positivity in hepatocytes as expected.



Immunohistochemistry-Paraffin: CEP170B Antibody [NBP2-31992] - Staining of human lymph node shows no positivity in non-germinal center cells as expected.





Novus Biologicals USA

10730 E. Briarwood Avenue
Centennial, CO 80112
USA
Phone: 303.730.1950
Toll Free: 1.888.506.6887
Fax: 303.730.1966
nb-customerservice@bio-techne.com

Bio-Techne Canada

21 Canmotor Ave
Toronto, ON M8Z 4E6
Canada
Phone: 905.827.6400
Toll Free: 855.668.8722
Fax: 905.827.6402
canada.inquires@bio-techne.com

Bio-Techne Ltd

19 Barton Lane
Abingdon Science Park
Abingdon, OX14 3NB, United Kingdom
Phone: (44) (0) 1235 529449
Free Phone: 0800 37 34 15
Fax: (44) (0) 1235 533420
info.EMEA@bio-techne.com

General Contact Information

www.novusbio.com
Technical Support: nb-technical@bio-techne.com
Orders: nb-customerservice@bio-techne.com
General: novus@novusbio.com

Products Related to NBP2-31992

NBP2-31992PEP	CEP170B Recombinant Protein Antigen
HAF008	Goat anti-Rabbit IgG Secondary Antibody [HRP]
NB7160	Goat anti-Rabbit IgG (H+L) Secondary Antibody [HRP]
NBP2-24891	Rabbit IgG Isotype Control

Limitations

This product is for research use only and is not approved for use in humans or in clinical diagnosis. Primary Antibodies are guaranteed for 1 year from date of receipt.

For more information on our 100% guarantee, please visit www.novusbio.com/guarantee

Earn gift cards/discounts by submitting a review: www.novusbio.com/reviews/submit/NBP2-31992

Earn gift cards/discounts by submitting a publication using this product:
www.novusbio.com/publications

