

Product Datasheet

LRRN4CL Antibody - BSA Free NBP2-30871

Unit Size: 0.1 ml

Store at 4C short term. Aliquot and store at -20C long term. Avoid freeze-thaw cycles.

www.novusbio.com



technical@novusbio.com

Protocols, Publications, Related Products, Reviews, Research Tools and Images at:
www.novusbio.com/NBP2-30871

Updated 12/2/2025 v.20.1

Earn rewards for product
reviews and publications.

Submit a publication at www.novusbio.com/publications

Submit a review at www.novusbio.com/reviews/destination/NBP2-30871



NBP2-30871

LRRN4CL Antibody - BSA Free

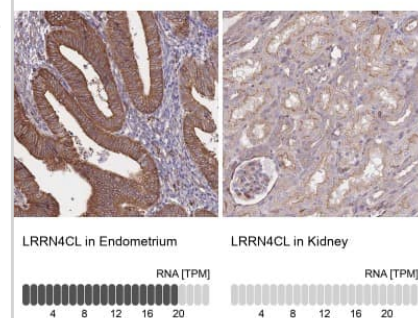
Product Information	
Unit Size	0.1 ml
Concentration	Concentrations vary lot to lot. See vial label for concentration. If unlisted please contact technical services.
Storage	Store at 4C short term. Aliquot and store at -20C long term. Avoid freeze-thaw cycles.
Clonality	Polyclonal
Preservative	0.02% Sodium Azide
Isotype	IgG
Purity	Affinity purified
Buffer	PBS (pH 7.2) and 40% Glycerol

Product Description	
Description	Novus Biologicals Rabbit LRRN4CL Antibody - BSA Free (NBP2-30871) is a polyclonal antibody validated for use in IHC, WB and ICC/IF. All Novus Biologicals antibodies are covered by our 100% guarantee.
Host	Rabbit
Gene ID	221091
Gene Symbol	LRRN4CL
Species	Human
Immunogen	This antibody was developed against a recombinant protein corresponding to amino acids: QDFEEEEADETETAWPPLPAVPCDYDHCRHLQVPCKELQRVGPAAACLCPGLS SPAQPPDPPRMGEVRIAEEEGRAVVHWCA

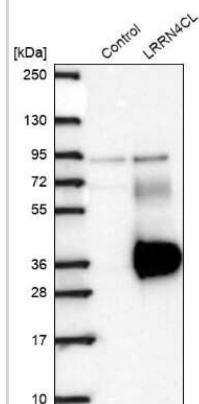
Product Application Details	
Applications	Western Blot, Immunohistochemistry-Paraffin, Immunocytochemistry/Immunofluorescence, Immunohistochemistry
Recommended Dilutions	Western Blot 0.04-0.4 ug/ml, Immunohistochemistry 1:1000 - 1:2500, Immunocytochemistry/ Immunofluorescence 0.25-2 ug/ml, Immunohistochemistry-Paraffin 1:1000 - 1:2500
Application Notes	For IHC-Paraffin, HIER pH 6 retrieval is recommended. ICC/IF, Fixation Permeabilization: Use PFA/Triton X-100.

Images

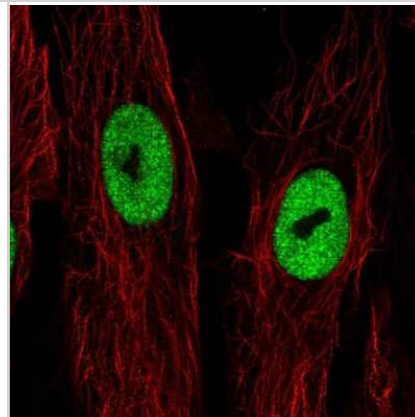
Immunohistochemistry-Paraffin: LRRN4CL Antibody [NBP2-30871] - Staining in human endometrium and kidney tissues using anti-LRRN4CL antibody. Corresponding LRRN4CL RNA-seq data are presented for the same tissues.



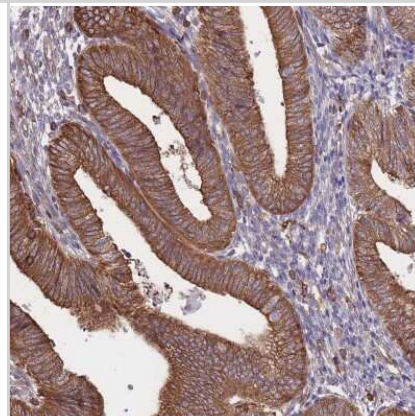
Western Blot: LRRN4CL Antibody [NBP2-30871] - Analysis in control (vector only transfected HEK293T lysate) and LRRN4CL over-expression lysate (Co-expressed with a C-terminal myc-DDK tag (3.1 kDa) in mammalian HEK293T cells).



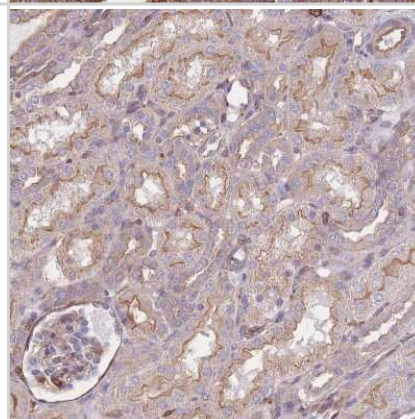
Immunocytochemistry/Immunofluorescence: LRRN4CL Antibody [NBP2-30871] - Staining of human cell line BJ shows localization to nucleoplasm.



Immunohistochemistry-Paraffin: LRRN4CL Antibody [NBP2-30871] - Staining of human endometrium shows high expression.



Immunohistochemistry-Paraffin: LRRN4CL Antibody [NBP2-30871] - Staining of human kidney shows low expression as expected.





Novus Biologicals USA

10730 E. Briarwood Avenue
Centennial, CO 80112
USA
Phone: 303.730.1950
Toll Free: 1.888.506.6887
Fax: 303.730.1966
nb-customerservice@bio-techne.com

Bio-Techne Canada

21 Canmotor Ave
Toronto, ON M8Z 4E6
Canada
Phone: 905.827.6400
Toll Free: 855.668.8722
Fax: 905.827.6402
canada.inquires@bio-techne.com

Bio-Techne Ltd

19 Barton Lane
Abingdon Science Park
Abingdon, OX14 3NB, United Kingdom
Phone: (44) (0) 1235 529449
Free Phone: 0800 37 34 15
Fax: (44) (0) 1235 533420
info.EMEA@bio-techne.com

General Contact Information

www.novusbio.com
Technical Support: nb-technical@bio-techne.com
Orders: nb-customerservice@bio-techne.com
General: novus@novusbio.com

Products Related to NBP2-30871

NBP2-30871PEP	LRRN4CL Recombinant Protein Antigen
NBP2-33376H	Blue Marker Antibody (6F4-F6) [HRP]
HAF008	Goat anti-Rabbit IgG Secondary Antibody [HRP]
NB7160	Goat anti-Rabbit IgG (H+L) Secondary Antibody [HRP]
NBP2-24891	Rabbit IgG Isotype Control

Limitations

This product is for research use only and is not approved for use in humans or in clinical diagnosis. Primary Antibodies are guaranteed for 1 year from date of receipt.

For more information on our 100% guarantee, please visit www.novusbio.com/guarantee

Earn gift cards/discounts by submitting a review: www.novusbio.com/reviews/submit/NBP2-30871

Earn gift cards/discounts by submitting a publication using this product:
www.novusbio.com/publications

