

Product Datasheet

DSCAM Antibody - BSA Free

NBP2-30716

Unit Size: 0.1 ml

Store at 4C short term. Aliquot and store at -20C long term. Avoid freeze-thaw cycles.

www.novusbio.com



technical@novusbio.com

Publications: 1

Protocols, Publications, Related Products, Reviews, Research Tools and Images at:
www.novusbio.com/NBP2-30716

Updated 9/9/2025 v.20.1

Earn rewards for product
reviews and publications.

Submit a publication at www.novusbio.com/publications

Submit a review at www.novusbio.com/reviews/destination/NBP2-30716



NBP2-30716

DSCAM Antibody - BSA Free

Product Information

Unit Size	0.1 ml
Concentration	Concentrations vary lot to lot. See vial label for concentration. If unlisted please contact technical services.
Storage	Store at 4C short term. Aliquot and store at -20C long term. Avoid freeze-thaw cycles.
Clonality	Polyclonal
Preservative	0.02% Sodium Azide
Isotype	IgG
Purity	Immunogen affinity purified
Buffer	PBS (pH 7.2) and 40% Glycerol

Product Description

Description	Novus Biologicals Rabbit DSCAM Antibody - BSA Free (NBP2-30716) is a polyclonal antibody validated for use in IHC and ICC/IF. Anti-DSCAM Antibody: Cited in 1 publication. All Novus Biologicals antibodies are covered by our 100% guarantee.
Host	Rabbit
Gene ID	1826
Gene Symbol	DSCAM
Species	Human
Immunogen	This antibody was developed against a recombinant protein corresponding to amino acids: PRAQLLIEERDTMETIDDRSTVLLTDADFGEAAKQKSLTVTHTVHYQSVSQATG PLVDVSDARPGTNPTTRRNAKAGPTARNRYASQWTLNRPHPTISAHTLTDDW RLPTPRAAGSVDKESDSYSVSPSQDTRARSS

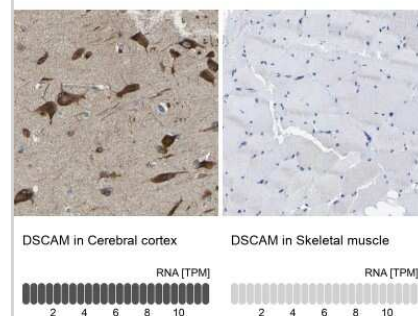
Product Application Details

Applications	Immunohistochemistry-Paraffin, Immunocytochemistry/ Immunofluorescence, Immunohistochemistry
Recommended Dilutions	Immunohistochemistry 1:1000 - 1:2500, Immunocytochemistry/ Immunofluorescence 0.25-2 ug/ml, Immunohistochemistry-Paraffin 1:1000 - 1:2500
Application Notes	For IHC-Paraffin, HIER pH 6 retrieval is recommended. ICC/IF Fixation Permeabilization: Use PFA/Triton X-100.

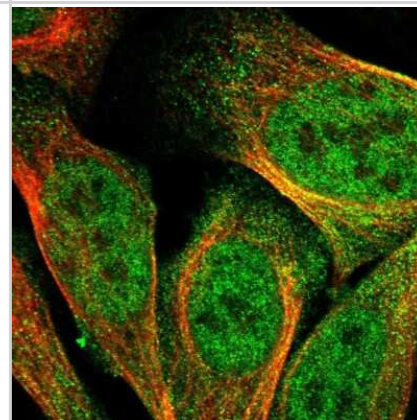


Images

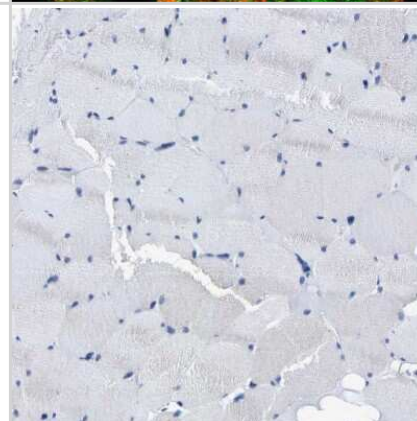
Immunohistochemistry-Paraffin: DSCAM Antibody [NBP2-30716] - Staining in human cerebral cortex and skeletal muscle tissues.. Corresponding DSCAM RNA-seq data are presented for the same tissues.



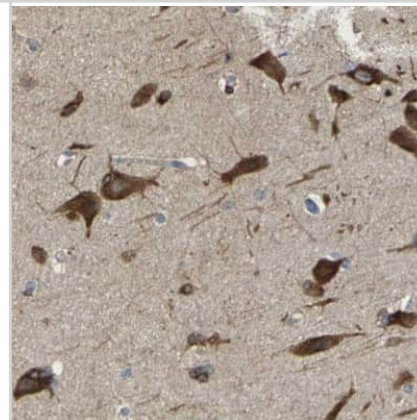
Immunocytochemistry/Immunofluorescence: DSCAM Antibody [NBP2-30716] - Staining of human cell line U-2 OS shows localization to nucleoplasm & cytosol.



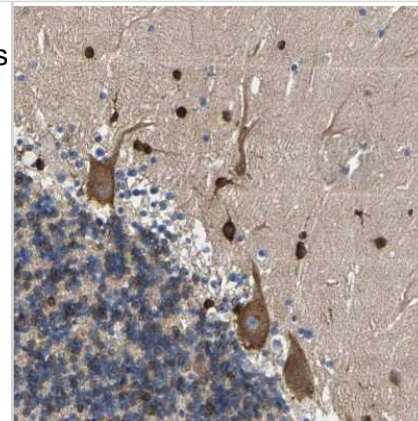
Immunohistochemistry-Paraffin: DSCAM Antibody [NBP2-30716] - Staining of human skeletal muscle shows no positivity in myocytes as expected.



Immunohistochemistry-Paraffin: DSCAM Antibody [NBP2-30716] - Staining of human cerebral cortex shows strong cytoplasmic positivity in neurons.



Immunohistochemistry-Paraffin: DSCAM Antibody [NBP2-30716] - Staining of human cerebellum shows strong cytoplasmic positivity in cells in granular layer.



Publications

Ken-ichi Dewa, Nariko Arimura, Wataru Kakegawa, Masayuki Itoh, Toma Adachi, Satoshi Miyashita, Yukiko U. Inoue, Kento Hizawa, Kei Hori, Natsumi Honjaya, Haruya Yagishita, Shinichiro Taya, Taisuke Miyazaki, Chika Usui, Shoji Tatsumoto, Akiko Tsuzuki, Hirotomo Uetake, Kazuhisa Sakai, Kazuhiro Yamakawa, Takuya Sasaki, Jun Nagai, Yoshiya Kawaguchi, Masaki Sone, Takayoshi Inoue, Yasuhiro Go, Noritaka Ichinohe, Kozo Kaibuchi, Masahiko Watanabe, Schuichi Koizumi, Michisuke Yuzaki, Mikio Hoshino Neuronal DSCAM regulates the peri-synaptic localization of GLAST in Bergmann glia for functional synapse formation Nature Communications 2024-02-01 [PMID: 38302444]



Novus Biologicals USA

10730 E. Briarwood Avenue
Centennial, CO 80112
USA
Phone: 303.730.1950
Toll Free: 1.888.506.6887
Fax: 303.730.1966
nb-customerservice@bio-techne.com

Bio-Techne Canada

21 Canmotor Ave
Toronto, ON M8Z 4E6
Canada
Phone: 905.827.6400
Toll Free: 855.668.8722
Fax: 905.827.6402
canada.inquires@bio-techne.com

Bio-Techne Ltd

19 Barton Lane
Abingdon Science Park
Abingdon, OX14 3NB, United Kingdom
Phone: (44) (0) 1235 529449
Free Phone: 0800 37 34 15
Fax: (44) (0) 1235 533420
info.EMEA@bio-techne.com

General Contact Information

www.novusbio.com
Technical Support: nb-technical@bio-techne.com
Orders: nb-customerservice@bio-techne.com
General: novus@novusbio.com

Products Related to NBP2-30716

NBP2-30716PEP	DSCAM Recombinant Protein Antigen
HAF008	Goat anti-Rabbit IgG Secondary Antibody [HRP]
NB7160	Goat anti-Rabbit IgG (H+L) Secondary Antibody [HRP]
NBP2-24891	Rabbit IgG Isotype Control

Limitations

This product is for research use only and is not approved for use in humans or in clinical diagnosis. Primary Antibodies are guaranteed for 1 year from date of receipt.

For more information on our 100% guarantee, please visit www.novusbio.com/guarantee

Earn gift cards/discounts by submitting a review: www.novusbio.com/reviews/submit/NBP2-30716

Earn gift cards/discounts by submitting a publication using this product:
www.novusbio.com/publications

