

Product Datasheet

ZNF365 Antibody - BSA Free

NBP2-30451

Unit Size: 0.1 ml

Store at 4C short term. Aliquot and store at -20C long term. Avoid freeze-thaw cycles.

www.novusbio.com



technical@novusbio.com

Protocols, Publications, Related Products, Reviews, Research Tools and Images at:
www.novusbio.com/NBP2-30451

Updated 9/9/2025 v.20.1

Earn rewards for product
reviews and publications.

Submit a publication at www.novusbio.com/publications

Submit a review at www.novusbio.com/reviews/destination/NBP2-30451



NBP2-30451

ZNF365 Antibody - BSA Free

Product Information

Unit Size	0.1 ml
Concentration	Concentrations vary lot to lot. See vial label for concentration. If unlisted please contact technical services.
Storage	Store at 4C short term. Aliquot and store at -20C long term. Avoid freeze-thaw cycles.
Clonality	Polyclonal
Preservative	0.02% Sodium Azide
Isotype	IgG
Purity	Immunogen affinity purified
Buffer	PBS (pH 7.2) and 40% Glycerol

Product Description

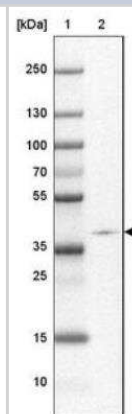
Description	Novus Biologicals Rabbit ZNF365 Antibody - BSA Free (NBP2-30451) is a polyclonal antibody validated for use in IHC, WB and ICC/IF. All Novus Biologicals antibodies are covered by our 100% guarantee.
Host	Rabbit
Gene ID	22891
Gene Symbol	ZNF365
Species	Human
Immunogen	This antibody was developed against a recombinant protein corresponding to amino acids: RSGPGLPTSDTKASF EAHVREKFNR MVEAVDR TIEKRIDKLT KELA QKTAELLE VRAAFVQLTQKKQEVQR RERALNRQVDVAVEMI

Product Application Details

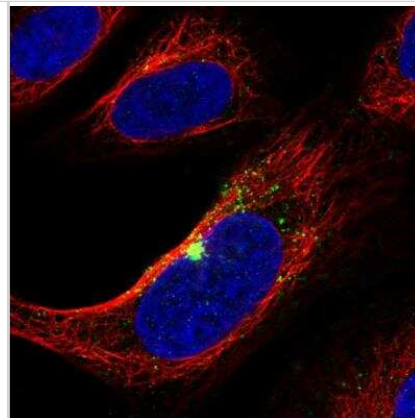
Applications	Western Blot, Immunohistochemistry-Paraffin, Immunocytochemistry/Immunofluorescence, Immunohistochemistry
Recommended Dilutions	Western Blot 0.04-0.4 ug/ml, Immunohistochemistry 1:500 - 1:1000, Immunocytochemistry/ Immunofluorescence 0.25-2 ug/ml, Immunohistochemistry-Paraffin 1:20 - 1:50
Application Notes	For IHC-Paraffin, HIER pH 6 retrieval is recommended. Immunocytochemistry/Immunofluorescence Fixation Permeabilization: Use PFA/Triton X-100.

Images

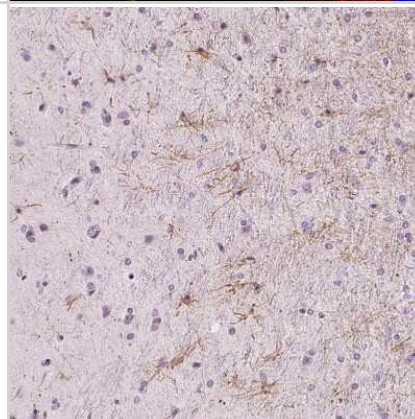
Western Blot: ZNF365 Antibody [NBP2-30451] - Lane 1: Marker [kDa] 250, 130, 100, 70, 55, 35, 25, 15, 10 Lane 2: Cerebral Cortex



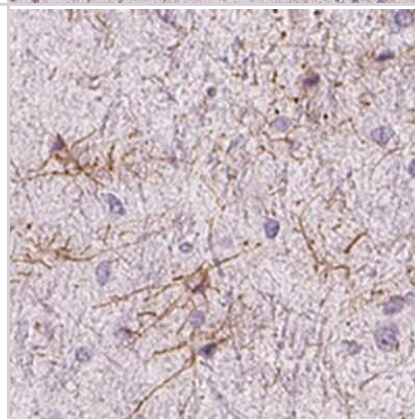
Immunocytochemistry/Immunofluorescence: ZNF365 Antibody [NBP2-30451] - Staining of human cell line U-2 OS shows localization to microtubule organizing center & vesicles. Antibody staining is shown in green.



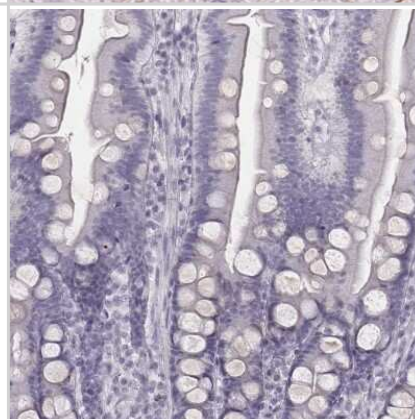
Immunohistochemistry-Paraffin: ZNF365 Antibody [NBP2-30451] - Staining of human cerebral cortex shows moderate cytoplasmic positivity in glial cells.



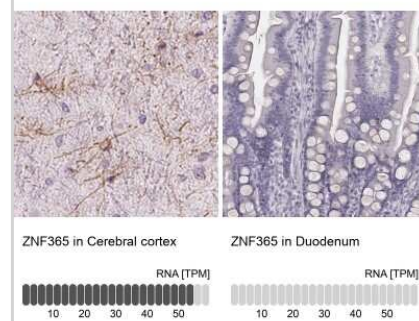
Immunohistochemistry-Paraffin: ZNF365 Antibody [NBP2-30451] - Staining of human cerebral cortex shows high expression.



Immunohistochemistry-Paraffin: ZNF365 Antibody [NBP2-30451] - Staining of human duodenum shows low expression as expected.



Immunohistochemistry-Paraffin: ZNF365 Antibody [NBP2-30451] - Staining in human cerebral cortex and duodenum tissues using anti-ZNF365 antibody. Corresponding ZNF365 RNA-seq data are presented for the same tissues.





Novus Biologicals USA

10730 E. Briarwood Avenue
Centennial, CO 80112
USA
Phone: 303.730.1950
Toll Free: 1.888.506.6887
Fax: 303.730.1966
nb-customerservice@bio-techne.com

Bio-Techne Canada

21 Canmotor Ave
Toronto, ON M8Z 4E6
Canada
Phone: 905.827.6400
Toll Free: 855.668.8722
Fax: 905.827.6402
canada.inquires@bio-techne.com

Bio-Techne Ltd

19 Barton Lane
Abingdon Science Park
Abingdon, OX14 3NB, United Kingdom
Phone: (44) (0) 1235 529449
Free Phone: 0800 37 34 15
Fax: (44) (0) 1235 533420
info.EMEA@bio-techne.com

General Contact Information

www.novusbio.com
Technical Support: nb-technical@bio-techne.com
Orders: nb-customerservice@bio-techne.com
General: novus@novusbio.com

Products Related to NBP2-30451

NBP2-30451PEP	ZNF365 Recombinant Protein Antigen
HAF008	Goat anti-Rabbit IgG Secondary Antibody [HRP]
NB7160	Goat anti-Rabbit IgG (H+L) Secondary Antibody [HRP]
NBP2-24891	Rabbit IgG Isotype Control

Limitations

This product is for research use only and is not approved for use in humans or in clinical diagnosis. Primary Antibodies are guaranteed for 1 year from date of receipt.

For more information on our 100% guarantee, please visit www.novusbio.com/guarantee

Earn gift cards/discounts by submitting a review: www.novusbio.com/reviews/submit/NBP2-30451

Earn gift cards/discounts by submitting a publication using this product:
www.novusbio.com/publications

