

Product Datasheet

CD38 Antibody (1G7F4) - Azide Free NBP2-25265

Unit Size: 0.1 mg

Store at 4C short term. Aliquot and store at -20C long term. Avoid freeze-thaw cycles.

www.novusbio.com



technical@novusbio.com

Protocols, Publications, Related Products, Reviews, Research Tools and Images at:
www.novusbio.com/NBP2-25265

Updated 10/23/2024 v.20.1

Earn rewards for product
reviews and publications.

Submit a publication at www.novusbio.com/publications

Submit a review at www.novusbio.com/reviews/destination/NBP2-25265



NBP2-25265

CD38 Antibody (1G7F4) - Azide Free


Product Information	
Unit Size	0.1 mg
Concentration	1.0 mg/ml
Storage	Store at 4C short term. Aliquot and store at -20C long term. Avoid freeze-thaw cycles.
Clonality	Monoclonal
Clone	1G7F4
Preservative	No Preservative
Isotype	IgG2b Lambda
Purity	Protein G purified
Buffer	PBS

Product Description	
Host	Mouse
Gene ID	952
Gene Symbol	CD38
Species	Human, Mouse
Immunogen	This CD38 Antibody (1G7F4) - Azide Free was developed against amino acids 71-197 of mouse CD38.

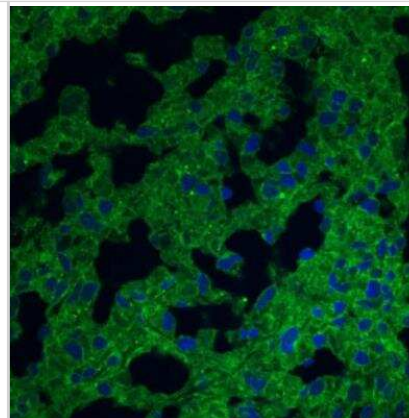
Product Application Details	
Applications	Western Blot, Simple Western, Immunocytochemistry/ Immunofluorescence, Immunohistochemistry, Immunohistochemistry-Frozen, Immunohistochemistry-Paraffin
Recommended Dilutions	Western Blot 3 - 5 ug/mL, Simple Western, Immunohistochemistry 1:10 - 1:500, Immunocytochemistry/ Immunofluorescence reported by customer review, Immunohistochemistry-Paraffin 5 ug/mL, Immunohistochemistry-Frozen

Images

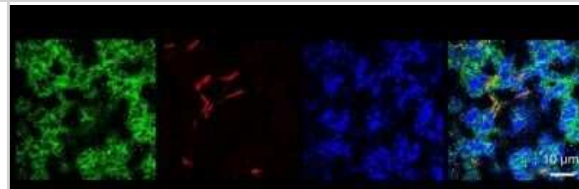
Western Blot: CD38 Antibody (1G7F4) - Azide Free [NBP2-25265] - Western blot analysis of human (A) Jurkat, (B) Ramos and (C) mouse EL4 lysate using this antibody at 4 ug/mL.



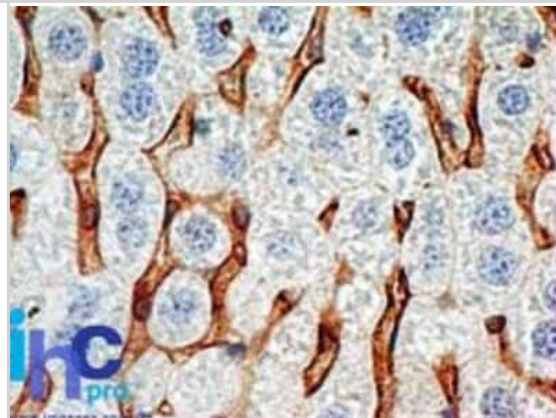
Immunocytochemistry/Immunofluorescence: CD38 Antibody (1G7F4) - Azide Free [NBP2-25265] - HuH-7 cells (human liver cancer cell line) stained with Alexa Fluor 647 conjugated CD38 antibody. ICC/IF image submitted by a verified customer review.



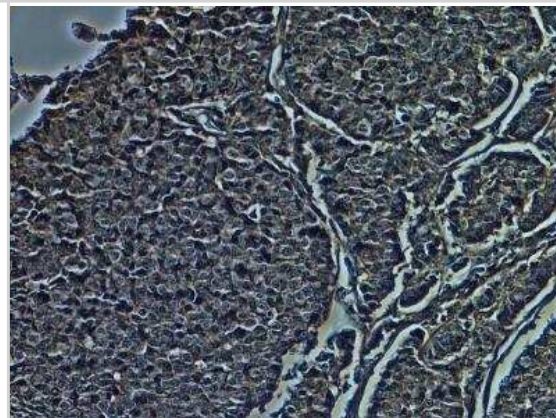
Immunohistochemistry: CD38 Antibody (1G7F4) - Azide Free [NBP2-25265] - B cell lymphoma tumor sections (Ramos). Antibody Dilution 1:200. Image using the standard format of this product. IHC image submitted by a verified customer review.



Immunohistochemistry-Paraffin: CD38 Antibody (1G7F4) - Azide Free [NBP2-25265] - FFPE mouse liver stained with this antibody (5 ug/mL), peroxidase-conjugate and DAB chromogen. Note membrane staining of Kupffer cells (macrophages of the liver).



Immunohistochemistry-Frozen: CD38 Antibody (1G7F4) - Azide Free [NBP2-25265] - Human lung cancer frozen tissue stained with HRP conjugated CD38 antibody (Catalog # NBP2-25265H). IHC-Fr image submitted by a verified customer review.



Simple Western: CD38 Antibody (1G7F4) - Azide Free [NBP2-25265] - Simple Western lane view shows a specific band for CD38 in 0.2 mg/mL of Jurkat lysate. This experiment was performed under reducing conditions using the 12-230 kDa separation system.





Novus Biologicals USA

10730 E. Briarwood Avenue
Centennial, CO 80112
USA
Phone: 303.730.1950
Toll Free: 1.888.506.6887
Fax: 303.730.1966
nb-customerservice@bio-techne.com

Bio-Techne Canada

21 Canmotor Ave
Toronto, ON M8Z 4E6
Canada
Phone: 905.827.6400
Toll Free: 855.668.8722
Fax: 905.827.6402
canada.inquires@bio-techne.com

Bio-Techne Ltd

19 Barton Lane
Abingdon Science Park
Abingdon, OX14 3NB, United Kingdom
Phone: (44) (0) 1235 529449
Free Phone: 0800 37 34 15
Fax: (44) (0) 1235 533420
info.EMEA@bio-techne.com

General Contact Information

www.novusbio.com
Technical Support: nb-technical@bio-techne.com
Orders: nb-customerservice@bio-techne.com
General: novus@novusbio.com

Products Related to NBP2-25265

HAF007	Goat anti-Mouse IgG Secondary Antibody [HRP]
NB720-B	Rabbit anti-Mouse IgG (H+L) Secondary Antibody [Biotin]
NBP2-25265H	CD38 Antibody (1G7F4) [HRP]
NBP2-52339-0.05mg	Recombinant Human CD38 His Protein

Limitations

This product is for research use only and is not approved for use in humans or in clinical diagnosis. Primary Antibodies are guaranteed for 1 year from date of receipt.

For more information on our 100% guarantee, please visit www.novusbio.com/guarantee

Earn gift cards/discounts by submitting a review: www.novusbio.com/reviews/submit/NBP2-25265

Earn gift cards/discounts by submitting a publication using this product:
www.novusbio.com/publications

