

Product Datasheet

CD2 Antibody (RPA-2.10) [Alexa Fluor® 488] NBP2-25200AF488

Unit Size: 0.1 ml

Store at 4C in the dark.

www.novusbio.com



technical@novusbio.com

Reviews: 1


Protocols, Publications, Related Products, Reviews, Research Tools and Images at:
www.novusbio.com/NBP2-25200AF488

Updated 10/23/2024 v.20.1

Earn rewards for product
reviews and publications.

Submit a publication at www.novusbio.com/publications

Submit a review at www.novusbio.com/reviews/destination/NBP2-25200AF488



NBP2-25200AF488

CD2 Antibody (RPA-2.10) [Alexa Fluor® 488]

Product Information	
Unit Size	0.1 ml
Concentration	Please see the vial label for concentration. If unlisted please contact technical services.
Storage	Store at 4C in the dark.
Clonality	Monoclonal
Clone	RPA-2.10
Preservative	0.05% Sodium Azide
Isotype	IgG1 Kappa
Conjugate	Alexa Fluor 488
Purity	Protein G purified
Buffer	50 mM Sodium Borate

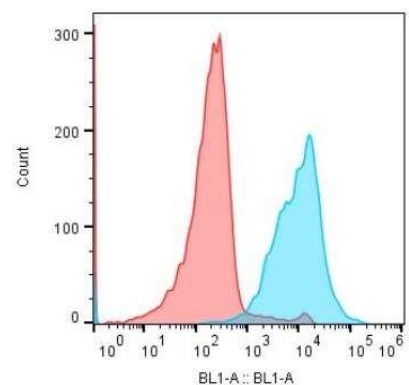
Product Description	
Host	Mouse
Gene ID	914
Gene Symbol	CD2
Species	Human
Immunogen	A recombinant protein was used as the immunogen for the CD2 antibody.
Notes	Alexa Fluor (R) products are provided under an intellectual property license from Life Technologies Corporation. The purchase of this product conveys to the buyer the non-transferable right to use the purchased product and components of the product only in research conducted by the buyer (whether the buyer is an academic or for-profit entity). The sale of this product is expressly conditioned on the buyer not using the product or its components, or any materials made using the product or its components, in any activity to generate revenue, which may include, but is not limited to use of the product or its components: (i) in manufacturing; (ii) to provide a service, information, or data in return for payment; (iii) for therapeutic, diagnostic or prophylactic purposes; or (iv) for resale, regardless of whether they are resold for use in research. For information on purchasing a license to this product for purposes other than as described above, contact Life Technologies Corporation, 5791 Van Allen Way, Carlsbad, CA 92008 USA or outlicensing@lifetech.com . This conjugate is made on demand. Actual recovery may vary from the stated volume of this product. The volume will be greater than or equal to the unit size stated on the datasheet.

Product Application Details	
Applications	Western Blot, Flow Cytometry, Immunohistochemistry, Immunohistochemistry-Frozen, Block/Neutralize
Recommended Dilutions	Western Blot, Flow Cytometry, Immunohistochemistry, Immunohistochemistry-Frozen, Block/Neutralize
Application Notes	Optimal dilution of this antibody should be experimentally determined.

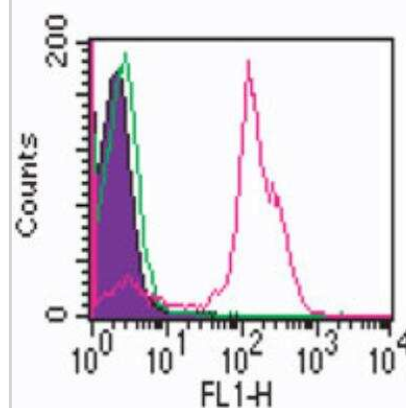


Images

Flow Cytometry: CD2 Antibody (RPA-2.10) [Alexa Fluor® 488] [NBP2-25200AF488] - CD3+ T-Cells isolated from PBMCs stained with anti-CD2 Alexa Fluor 488 (BL1). Image from verified customer review.



Flow Cytometry: CD2 Antibody (RPA-2.10) [Alexa Fluor® 488] [NBP2-25200AF488] - Cell surface analysis of CD2 in 10^6 human lymphocytes using 10 uL (0.25 ug) of this antibody. Shaded histogram represents cells without antibody; green represents isotype control ; red represents anti-CD2 antibody. Cell surface flow kit was used for this test (cells were not fixed for testing).





Novus Biologicals USA

10730 E. Briarwood Avenue
Centennial, CO 80112
USA
Phone: 303.730.1950
Toll Free: 1.888.506.6887
Fax: 303.730.1966
nb-customerservice@bio-techne.com

Bio-Techne Canada

21 Canmotor Ave
Toronto, ON M8Z 4E6
Canada
Phone: 905.827.6400
Toll Free: 855.668.8722
Fax: 905.827.6402
canada.inquires@bio-techne.com

Bio-Techne Ltd

19 Barton Lane
Abingdon Science Park
Abingdon, OX14 3NB, United Kingdom
Phone: (44) (0) 1235 529449
Free Phone: 0800 37 34 15
Fax: (44) (0) 1235 533420
info.EMEA@bio-techne.com

General Contact Information

www.novusbio.com
Technical Support: nb-technical@bio-techne.com
Orders: nb-customerservice@bio-techne.com
General: novus@novusbio.com

Products Related to NBP2-25200AF488

IC002G	Mouse IgG1 Isotype Control (11711) [Alexa Fluor® 488]
NBP2-25200AF647	CD2 Antibody (RPA-2.10) [Alexa Fluor® 647]
NBP2-59526-50ug	Recombinant Human CD2 His Protein
210-TA-005	TNF-alpha [Unconjugated]

Limitations

This product is for research use only and is not approved for use in humans or in clinical diagnosis. Primary Antibodies are guaranteed for 1 year from date of receipt.

For more information on our 100% guarantee, please visit www.novusbio.com/guarantee

Earn gift cards/discounts by submitting a review: www.novusbio.com/reviews/submit/NBP2-25200AF488

Earn gift cards/discounts by submitting a publication using this product:
www.novusbio.com/publications

