

Product Datasheet

CYP1B1 Antibody - BSA Free

NBP2-24722

Unit Size: 0.1 mg

Store at 4C short term. Aliquot and store at -20C long term. Avoid freeze-thaw cycles.

www.novusbio.com



technical@novusbio.com

Reviews: 1 Publications: 5

Protocols, Publications, Related Products, Reviews, Research Tools and Images at:
www.novusbio.com/NBP2-24722

Updated 2/23/2025 v.20.1

Earn rewards for product reviews and publications.

Submit a publication at www.novusbio.com/publications

Submit a review at www.novusbio.com/reviews/destination/NBP2-24722



NBP2-24722


CYP1B1 Antibody - BSA Free

Product Information	
Unit Size	0.1 mg
Concentration	1.0 mg/ml
Storage	Store at 4C short term. Aliquot and store at -20C long term. Avoid freeze-thaw cycles.
Clonality	Polyclonal
Preservative	0.05% Sodium Azide
Isotype	IgG
Purity	Protein G purified
Buffer	PBS
Product Description	
Host	Rabbit
Gene ID	1545
Gene Symbol	CYP1B1
Species	Human
Immunogen	A portion of amino acids 400-450 of human CYP1B1 was used as the immunogen.
Product Application Details	
Applications	Western Blot, Immunohistochemistry, Immunohistochemistry-Paraffin, In vitro assay
Recommended Dilutions	Western Blot 0.5-2 ug/ml, Immunohistochemistry, Immunohistochemistry-Paraffin 5-10 ug/ml, In vitro assay

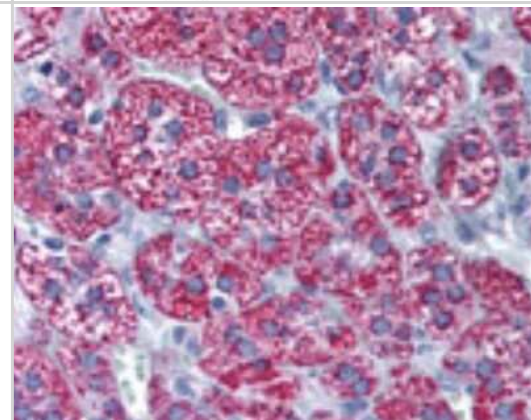


Images

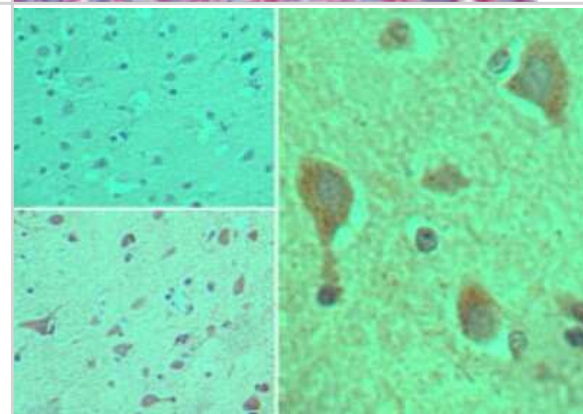
Western Blot: CYP1B1 Antibody [NBP2-24722] - Analysis of CYP1B1 in human brain lysate in the 1) absence and 2) presence of immunizing peptide using this antibody at 1 ug/ml.



Immunohistochemistry-Paraffin: CYP1B1 Antibody [NBP2-24722] - Analysis of human adrenal using this antibody at 10 ug/ml.



Immunohistochemistry-Paraffin: CYP1B1 Antibody [NBP2-24722] - Analysis of CYP1B1 in human brain tissue using an isotype control (top left) and this antibody (bottom left, right) at 5 ug/ml.



Publications

Al-saraireh Y, Alshammari F, Youssef A et al. Profiling of CYP4Z1 and CYP1B1 Expression in Bladder Cancers Sci Rep 2021-03-11 [PMID: 33692504]

Marchetti S, Hassan SK, Shetaya WH et al. Seasonal Variation in the Biological Effects of PM2.5 from Greater Cairo Int J Mol Sci 2019-10-09 [PMID: 31600872] (WB, Human)

Marchetti S, Longhin E, Bengalli R et al. In vitro lung toxicity of indoor PM10 from a stove fueled with different biomasses Sci. Total Environ. 2019-02-01 [PMID: 30308911] (WB, Human)

Shatalova EG, Klein-Szanto AJ, Devarajan K et al. Estrogen and cytochrome P450 1B1 contribute to both early- and late-stage head and neck carcinogenesis. Cancer Prev Res (Phila). 2011-01-01 [PMID: 21205741] (WB, Human)

Details:

Product cited: Cytochrome P450 (CYP1B1). WB: MSK-Leuk1 cells transfected with CYP1B1 siRNA, Fig 3A. WB: Human premalignant (MSK-Leuk1) and malignant (SCC) head and neck cells, Fig 1B. Note: The CYP1B1 (IMG-5988A) antibody was siRNA validated in MSK-Leuk1 c

Meireles SI, Esteves GH, Hirata R Jr et al. Early changes in gene expression induced by tobacco smoke: Evidence for the importance of estrogen within lung tissue. Cancer Prev Res (Phila). 2010-06-01 [PMID: 20515954] (WB, Human)

Details:

WB: Human pulmonary microsomes from smokers and nonsmokers, Fig 2.





Novus Biologicals USA

10730 E. Briarwood Avenue
Centennial, CO 80112
USA
Phone: 303.730.1950
Toll Free: 1.888.506.6887
Fax: 303.730.1966
nb-customerservice@bio-techne.com

Bio-Techne Canada

21 Canmotor Ave
Toronto, ON M8Z 4E6
Canada
Phone: 905.827.6400
Toll Free: 855.668.8722
Fax: 905.827.6402
canada.inquires@bio-techne.com

Bio-Techne Ltd

19 Barton Lane
Abingdon Science Park
Abingdon, OX14 3NB, United Kingdom
Phone: (44) (0) 1235 529449
Free Phone: 0800 37 34 15
Fax: (44) (0) 1235 533420
info.EMEA@bio-techne.com

General Contact Information

www.novusbio.com
Technical Support: nb-technical@bio-techne.com
Orders: nb-customerservice@bio-techne.com
General: novus@novusbio.com

Products Related to NBP2-24722

HAF008	Goat anti-Rabbit IgG Secondary Antibody [HRP]
NB7160	Goat anti-Rabbit IgG (H+L) Secondary Antibody [HRP]
NBP2-24891	Rabbit IgG Isotype Control
NBP2-24722PEP	CYP1B1 Antibody Blocking Peptide

Limitations

This product is for research use only and is not approved for use in humans or in clinical diagnosis. Primary Antibodies are guaranteed for 1 year from date of receipt.

For more information on our 100% guarantee, please visit www.novusbio.com/guarantee

Earn gift cards/discounts by submitting a review: www.novusbio.com/reviews/submit/NBP2-24722

Earn gift cards/discounts by submitting a publication using this product:
www.novusbio.com/publications

