

Product Datasheet

beta-Arrestin 2 Antibody - BSA Free NBP2-24569

Unit Size: 0.1 mg

Store at -20C. Avoid freeze-thaw cycles.

www.novusbio.com



technical@novusbio.com

Reviews: 1 Publications: 2

Protocols, Publications, Related Products, Reviews, Research Tools and Images at:
www.novusbio.com/NBP2-24569

Updated 2/17/2025 v.20.1

**Earn rewards for product
reviews and publications.**

Submit a publication at www.novusbio.com/publications

Submit a review at www.novusbio.com/reviews/destination/NBP2-24569



NBP2-24569

beta-Arrestin 2 Antibody - BSA Free

Product Information	
Unit Size	0.1 mg
Concentration	1.0 mg/ml
Storage	Store at -20C. Avoid freeze-thaw cycles.
Clonality	Polyclonal
Preservative	0.05% Sodium Azide
Isotype	IgG
Purity	Immunogen affinity purified
Buffer	PBS


Product Description	
Host	Rabbit
Gene ID	409
Gene Symbol	ARRB2
Species	Human, Mouse, Rat, Bovine, Canine, Chicken, Equine, Primate, Xenopus, Zebrafish
Reactivity Notes	Chimpanzee, platypus, opssoum, boar (100%), Tetradon (94%).
Immunogen	A peptide sequence corresponding to an area between amino acids 1 and 50 of human ARRB2 was used as the immunogen for the antibody, Gen Bank no. gb:ABG47460.1.

Product Application Details	
Applications	Western Blot, Simple Western, Immunohistochemistry, Immunohistochemistry-Paraffin
Recommended Dilutions	Western Blot 0.25 - 0.5 ug/mL, Simple Western 1:100, Immunohistochemistry, Immunohistochemistry-Paraffin 5 ug/mL
Application Notes	In Simple Western only 10 - 15 uL of the recommended dilution is used per data point. See Simple Western Antibody Database for Simple Western validation: Tested in Jurkat lysate 0.5 mg/mL, separated by Size, antibody dilution of 1:100, apparent MW was 54 kDa

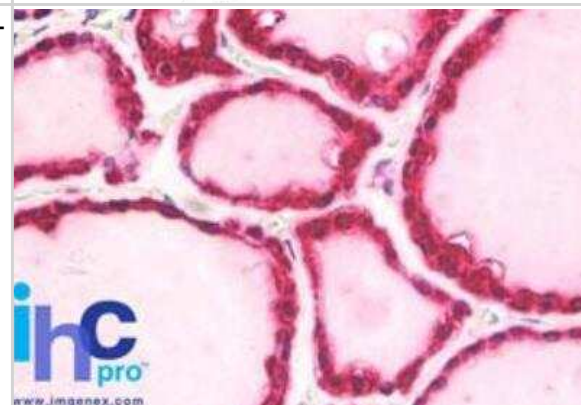


Images

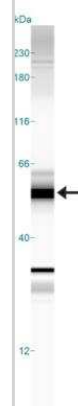
Western Blot: beta-Arrestin 2 Antibody [NBP2-24569] - Analysis of ARRB2 in HUVEC cell lysate in the 1) absence and 2) presence of immunizing peptide using ARRB2 antibody at 0.25 ug/mL. Goat anti-rabbit Ig HRP secondary antibody and PicoTect ECL substrate solution were used.



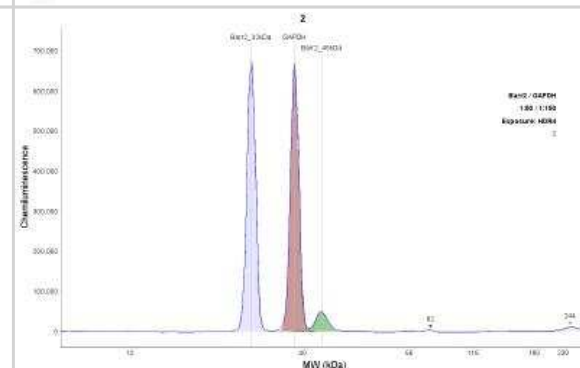
Immunohistochemistry-Paraffin: beta-Arrestin 2 Antibody [NBP2-24569] - Human thyroid tissue stained with ARRB2 antibody at 5 ug/mL. Staining of formalin-fixed tissues is enhanced by boiling tissue sections in 10 mM sodium citrate buffer, pH 6.0 for 10-20 min followed by cooling at RT for 20 min.



Simple Western: beta-Arrestin 2 Antibody [NBP2-24569] - Simple Western lane view shows a specific band for beta Arrestin in 0.5 mg/mL of Jurkat lysate. This experiment was performed under reducing conditions using the 12-230 kDa separation system.



Simple Western: beta-Arrestin 2 Antibody [NBP2-24569] - Beta-arrestin antibody detects 2 peaks at 32 and 45 kDa using Simple Western. Traditional size of beta-arrestin 2 is ~55 kDa. Image from verified customer review.



Publications

Nogueras-Ortiz C, Roman-Vendrell C, Mateo-Semidey GE et al. Retromer stops beta-arrestin 1 mediated signaling from internalized cannabinoid 2 receptors. *Mol. Biol. Cell.* 2017-09-27 [PMID: 28954865]

Wang W, Li Y, Qu X et al. MiR-365-3p is Involved in IL17-Mediated Asthma in Mouse Model *Front Immunol* 2022-08-12 [PMID: 35958620]





Novus Biologicals USA

10730 E. Briarwood Avenue
Centennial, CO 80112
USA
Phone: 303.730.1950
Toll Free: 1.888.506.6887
Fax: 303.730.1966
nb-customerservice@bio-techne.com

Bio-Techne Canada

21 Canmotor Ave
Toronto, ON M8Z 4E6
Canada
Phone: 905.827.6400
Toll Free: 855.668.8722
Fax: 905.827.6402
canada.inquires@bio-techne.com

Bio-Techne Ltd

19 Barton Lane
Abingdon Science Park
Abingdon, OX14 3NB, United Kingdom
Phone: (44) (0) 1235 529449
Free Phone: 0800 37 34 15
Fax: (44) (0) 1235 533420
info.EMEA@bio-techne.com

General Contact Information

www.novusbio.com
Technical Support: nb-technical@bio-techne.com
Orders: nb-customerservice@bio-techne.com
General: novus@novusbio.com

Products Related to NBP2-24569

HAF008	Goat anti-Rabbit IgG Secondary Antibody [HRP]
NB7160	Goat anti-Rabbit IgG (H+L) Secondary Antibody [HRP]
NBP2-24891	Rabbit IgG Isotype Control
NBP2-24569PEP	beta-Arrestin 2 Antibody Blocking Peptide

Limitations

This product is for research use only and is not approved for use in humans or in clinical diagnosis. Primary Antibodies are guaranteed for 1 year from date of receipt.

For more information on our 100% guarantee, please visit www.novusbio.com/guarantee

Earn gift cards/discounts by submitting a review: www.novusbio.com/reviews/submit/NBP2-24569

Earn gift cards/discounts by submitting a publication using this product:
www.novusbio.com/publications

