

Product Datasheet

SCP3/SYCP3 Antibody (6F9C5) - BSA Free NBP2-23487

Unit Size: 0.1 ml

Store at 4C short term. Aliquot and store at -20C long term. Avoid freeze-thaw cycles.

www.novusbio.com



technical@novusbio.com

Publications: 1

Protocols, Publications, Related Products, Reviews, Research Tools and Images at:
www.novusbio.com/NBP2-23487

Updated 2/23/2025 v.20.1

Earn rewards for product
reviews and publications.

Submit a publication at www.novusbio.com/publications

Submit a review at www.novusbio.com/reviews/destination/NBP2-23487



NBP2-23487

SCP3/SYCP3 Antibody (6F9C5) - BSA Free

Product Information

Unit Size	0.1 ml
Concentration	1.0 mg/ml
Storage	Store at 4C short term. Aliquot and store at -20C long term. Avoid freeze-thaw cycles.
Clonality	Monoclonal
Clone	6F9C5
Preservative	0.05% Sodium Azide
Isotype	IgG1
Purity	Ammonium sulfate precipitation
Buffer	PBS, 0.5% proprietary protein stabilizer

Product Description

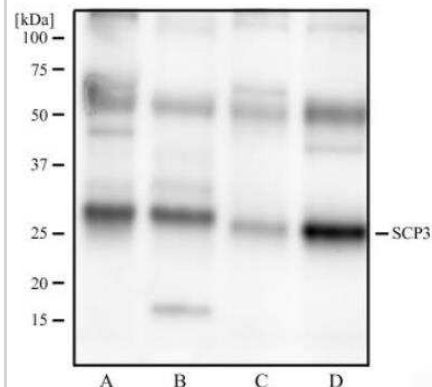
Host	Mouse
Gene ID	50511
Gene Symbol	SYCP3
Species	Human
Immunogen	Partial recombinant human SCP3 (between residues 1-200) expressed in E. coli [Uniprot: Q8IZU3]

Product Application Details

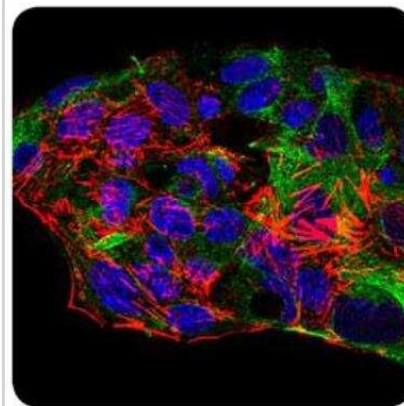
Applications	Western Blot, ELISA, Flow Cytometry, Immunocytochemistry/Immunofluorescence, Immunohistochemistry, Immunohistochemistry-Paraffin
Recommended Dilutions	Western Blot 1:500 - 1:2000, Flow Cytometry 1:200 - 1:400, ELISA 1:10000, Immunohistochemistry 1:200 - 1:1000, Immunocytochemistry/Immunofluorescence 1:200 - 1:1000, Immunohistochemistry-Paraffin 1:200 - 1:1000

Images

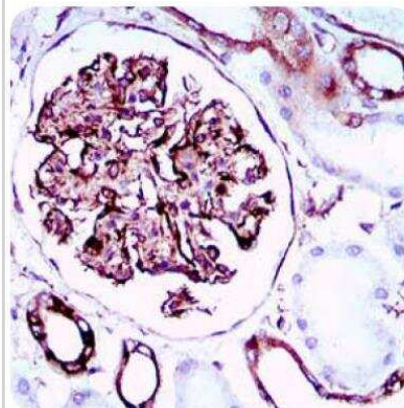
Western Blot: SCP3/SYCP3 Antibody (6F9C5) [NBP2-23487] - Analysis of human testis tissue (A), human ovary tissue (B), mouse testis tissue (C), and mouse ovary tissue (D) using SCP3 antibody at 2 ug/ml.



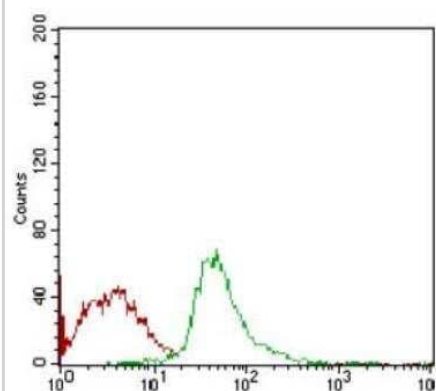
Immunocytochemistry/Immunofluorescence: SCP3/SYCP3 Antibody (6F9C5) [NBP2-23487] - Analysis of HepG2 cells using SCP3 mouse mAb (green). DRAQ5 fluorescent DNA dye (blue). Actin filaments have been labelled with Alexa Fluor-555 phalloidin (red).



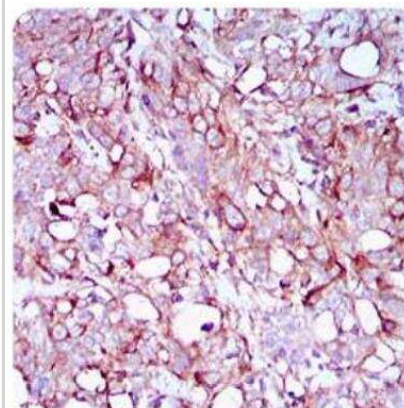
Immunohistochemistry: SCP3/SYCP3 Antibody (6F9C5) [NBP2-23487] - Analysis of paraffin-embedded kidney tissues using SYCP3 mouse mAb with DAB staining.



Flow Cytometry: SCP3/SYCP3 Antibody (6F9C5) [NBP2-23487] - Analysis of Jurkat cells using SCP3 mouse mAb (green) and negative control (red).



Immunohistochemistry: SCP3/SYCP3 Antibody (6F9C5) [NBP2-23487] - Analysis of paraffin-embedded human cervical cancer tissues with DAB staining.



Publications

Zhuang Xj, Tang Wh, Feng X et al. Trim27 interacts with Slx2, is associated with meiotic processes during spermatogenesis. Cell Cycle 2016-09-09 [PMID: 27612028]



Novus Biologicals USA

10730 E. Briarwood Avenue
Centennial, CO 80112
USA
Phone: 303.730.1950
Toll Free: 1.888.506.6887
Fax: 303.730.1966
nb-customerservice@bio-techne.com

Bio-Techne Canada

21 Canmotor Ave
Toronto, ON M8Z 4E6
Canada
Phone: 905.827.6400
Toll Free: 855.668.8722
Fax: 905.827.6402
canada.inquires@bio-techne.com

Bio-Techne Ltd

19 Barton Lane
Abingdon Science Park
Abingdon, OX14 3NB, United Kingdom
Phone: (44) (0) 1235 529449
Free Phone: 0800 37 34 15
Fax: (44) (0) 1235 533420
info.EMEA@bio-techne.com

General Contact Information

www.novusbio.com
Technical Support: nb-technical@bio-techne.com
Orders: nb-customerservice@bio-techne.com
General: novus@novusbio.com

Products Related to NBP2-23487

HAF007	Goat anti-Mouse IgG Secondary Antibody [HRP]
NB720-B	Rabbit anti-Mouse IgG (H+L) Secondary Antibody [Biotin]
NBP1-97005-0.5mg	Mouse IgG1 Isotype Control (MG1)
NBP2-23487APC	SCP3/SYCP3 Antibody (6F9C5) [Allophycocyanin]

Limitations

This product is for research use only and is not approved for use in humans or in clinical diagnosis. Primary Antibodies are guaranteed for 1 year from date of receipt.

For more information on our 100% guarantee, please visit www.novusbio.com/guarantee

Earn gift cards/discounts by submitting a review: www.novusbio.com/reviews/submit/NBP2-23487

Earn gift cards/discounts by submitting a publication using this product:
www.novusbio.com/publications

