

Product Datasheet

CD2 Antibody (TS2/18) - Azide and BSA Free NBP2-22537

Unit Size: 200 ug

Store at -20C. Avoid freeze-thaw cycles.

www.novusbio.com



technical@novusbio.com

Protocols, Publications, Related Products, Reviews, Research Tools and Images at:
www.novusbio.com/NBP2-22537

Updated 10/23/2024 v.20.1

Earn rewards for product
reviews and publications.

Submit a publication at www.novusbio.com/publications

Submit a review at www.novusbio.com/reviews/destination/NBP2-22537



NBP2-22537

CD2 Antibody (TS2/18) - Azide and BSA Free


Product Information	
Unit Size	200 ug
Concentration	1.0 mg/ml
Storage	Store at -20C. Avoid freeze-thaw cycles.
Clonality	Monoclonal
Clone	TS2/18
Preservative	No Preservative
Isotype	IgG1
Purity	Protein A purified
Buffer	PBS

Product Description	
Host	Mouse
Gene ID	914
Gene Symbol	CD2
Species	Human, Rat
Immunogen	Human LFA-2 (CD2)

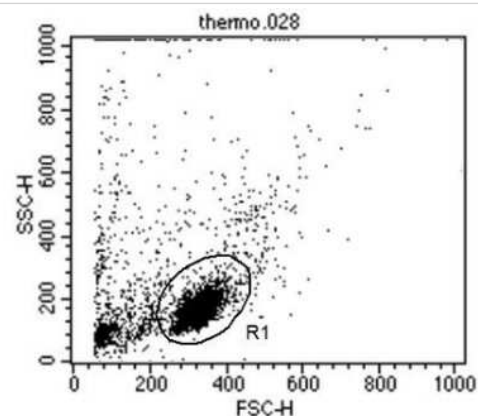
Product Application Details	
Applications	Western Blot, Flow Cytometry, Immunoprecipitation, Block/Neutralize, CyTOF-ready, Inhibition Activity
Recommended Dilutions	Western Blot 0.5 - 2 ug/ml, Flow Cytometry 3 - 5 ug / 10 ⁶ cells, Immunoprecipitation 1:10 - 1:500, Inhibition Activity 0.5 ug, CyTOF-ready, Block/Neutralize

Images

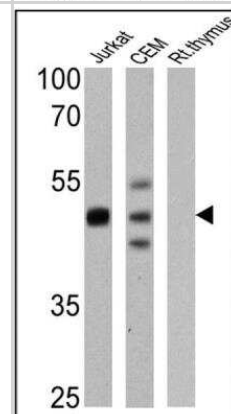
Western Blot: CD2 Antibody (TS2/18) [NBP2-22537] - (Lane1), A-431 (Lane2), K562 (Lane 3) and Raji (Lane4). 1:4000 dilution.



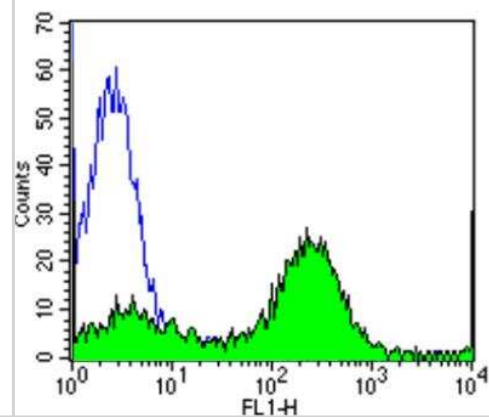
Flow Cytometry: CD2 Antibody (TS2/18) [NBP2-22537] - Analysis of CD2 in PBMC cells (green) compared to an isotype control (blue).



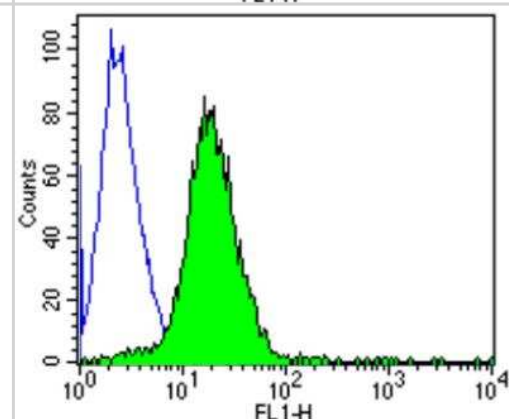
Western Blot: CD2 Antibody (TS2/18) [NBP2-22537] - Analysis of 25 ug of Jurkat (lane 1), CEM (lane 2) and rat thymus (lane 3) cell lysates.



Flow Cytometry: CD2 Antibody (TS2/18) [NBP2-22537] - Analysis of CD2 in PBMC cells (green) compared to an isotype control (blue).



Flow Cytometry: CD2 Antibody (TS2/18) [NBP2-22537] - Analysis of CD2 in Jurkat cells (green) compared to an isotype control (blue).





Novus Biologicals USA

10730 E. Briarwood Avenue
Centennial, CO 80112
USA
Phone: 303.730.1950
Toll Free: 1.888.506.6887
Fax: 303.730.1966
nb-customerservice@bio-techne.com

Bio-Techne Canada

21 Canmotor Ave
Toronto, ON M8Z 4E6
Canada
Phone: 905.827.6400
Toll Free: 855.668.8722
Fax: 905.827.6402
canada.inquires@bio-techne.com

Bio-Techne Ltd

19 Barton Lane
Abingdon Science Park
Abingdon, OX14 3NB, United Kingdom
Phone: (44) (0) 1235 529449
Free Phone: 0800 37 34 15
Fax: (44) (0) 1235 533420
info.EMEA@bio-techne.com

General Contact Information

www.novusbio.com
Technical Support: nb-technical@bio-techne.com
Orders: nb-customerservice@bio-techne.com
General: novus@novusbio.com

Products Related to NBP2-22537

HAF007	Goat anti-Mouse IgG Secondary Antibody [HRP]
NB720-B	Rabbit anti-Mouse IgG (H+L) Secondary Antibody [Biotin]
NBP1-97005-0.5mg	Mouse IgG1 Isotype Control (MG1)
NBP2-22745	Recombinant Human CD2 His Protein

Limitations

This product is for research use only and is not approved for use in humans or in clinical diagnosis. Primary Antibodies are guaranteed for 1 year from date of receipt.

For more information on our 100% guarantee, please visit www.novusbio.com/guarantee

Earn gift cards/discounts by submitting a review: www.novusbio.com/reviews/submit/NBP2-22537

Earn gift cards/discounts by submitting a publication using this product:
www.novusbio.com/publications

