

# Product Datasheet

## Shisa-4 Antibody - BSA Free NBP2-22341

Unit Size: 0.05 mg

Store at 4C short term. Aliquot and store at -20C long term. Avoid freeze-thaw cycles.

[www.novusbio.com](http://www.novusbio.com)



[technical@novusbio.com](mailto:technical@novusbio.com)

Protocols, Publications, Related Products, Reviews, Research Tools and Images at:  
[www.novusbio.com/NBP2-22341](http://www.novusbio.com/NBP2-22341)

Updated 9/9/2025 v.20.1

Earn rewards for product  
reviews and publications.

Submit a publication at [www.novusbio.com/publications](http://www.novusbio.com/publications)

Submit a review at [www.novusbio.com/reviews/destination/NBP2-22341](http://www.novusbio.com/reviews/destination/NBP2-22341)



**NBP2-22341**

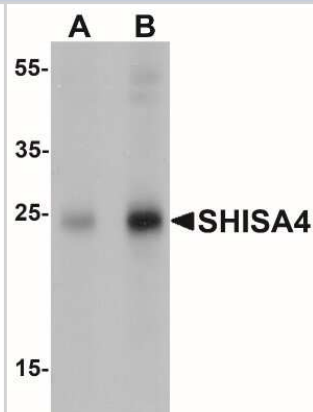
Shisa-4 Antibody - BSA Free

Product Information	
Unit Size	0.05 mg
Concentration	1 mg/ml
Storage	Store at 4C short term. Aliquot and store at -20C long term. Avoid freeze-thaw cycles.
Clonality	Polyclonal
Preservative	0.02% Sodium Azide
Isotype	IgG
Purity	Peptide affinity purified
Buffer	PBS
Target Molecular Weight	24 kDa
Product Description	
Description	Novus Biologicals Rabbit Shisa-4 Antibody - BSA Free (NBP2-22341) is a polyclonal antibody validated for use in IHC, WB, ELISA and ICC/IF. All Novus Biologicals antibodies are covered by our 100% guarantee.
Host	Rabbit
Gene ID	149345
Gene Symbol	SHISA4
Species	Human, Mouse
Specificity/Sensitivity	SHISA4 antibody is predicted to not cross-react with other SHISA protein family members.
Immunogen	Antibody was raised against a 15 amino acid peptide near the center of human SHISA4 . The immunogen is located within amino acids 100 - 150 of SHISA4. Amino Acid Squence: YLYRRRQQLQSPFE
Product Application Details	
Applications	Western Blot, Immunohistochemistry-Paraffin, ELISA, Immunocytochemistry/Immunofluorescence, Immunohistochemistry
Recommended Dilutions	Western Blot 1 ug/ml, ELISA, Immunohistochemistry 1:10-1:500, Immunocytochemistry/ Immunofluorescence 20 ug/ml, Immunohistochemistry-Paraffin 1:10-1:500

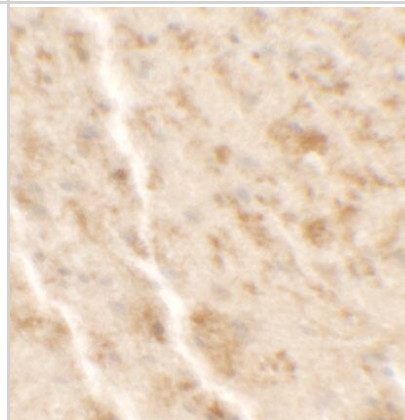


## Images


Western Blot: Shisa-4 Antibody [NBP2-22341] - Analysis of SHISA4 in human brain tissue lysate with SHISA4 antibody at (A) 1 and (B) 2 ug/mL.



Immunohistochemistry: Shisa-4 Antibody - BSA Free [NBP2-22341] - Immunohistochemistry of Shisa-4 in mouse brain tissue with Shisa-4 antibody at 2.5 u/ml.



Immunocytochemistry/ Immunofluorescence: Shisa-4 Antibody - BSA Free [NBP2-22341] - Immunofluorescence of Shisa-4 in mouse brain tissue with Shisa-4 antibody at 20 ug/ml.





### **Novus Biologicals USA**

10730 E. Briarwood Avenue  
Centennial, CO 80112  
USA  
Phone: 303.730.1950  
Toll Free: 1.888.506.6887  
Fax: 303.730.1966  
nb-customerservice@bio-techne.com

### **Bio-Techne Canada**

21 Canmotor Ave  
Toronto, ON M8Z 4E6  
Canada  
Phone: 905.827.6400  
Toll Free: 855.668.8722  
Fax: 905.827.6402  
canada.inquires@bio-techne.com

### **Bio-Techne Ltd**

19 Barton Lane  
Abingdon Science Park  
Abingdon, OX14 3NB, United Kingdom  
Phone: (44) (0) 1235 529449  
Free Phone: 0800 37 34 15  
Fax: (44) (0) 1235 533420  
info.EMEA@bio-techne.com

### **General Contact Information**

www.novusbio.com  
Technical Support: nb-technical@bio-techne.com  
Orders: nb-customerservice@bio-techne.com  
General: novus@novusbio.com

### **Products Related to NBP2-22341**

---

NBP2-33376H	Blue Marker Antibody (6F4-F6) [HRP]
HAF008	Goat anti-Rabbit IgG Secondary Antibody [HRP]
NB7160	Goat anti-Rabbit IgG (H+L) Secondary Antibody [HRP]
NBP2-24891	Rabbit IgG Isotype Control

---

### **Limitations**

This product is for research use only and is not approved for use in humans or in clinical diagnosis. Primary Antibodies are guaranteed for 1 year from date of receipt.

For more information on our 100% guarantee, please visit [www.novusbio.com/guarantee](http://www.novusbio.com/guarantee)

Earn gift cards/discounts by submitting a review: [www.novusbio.com/reviews/submit/NBP2-22341](http://www.novusbio.com/reviews/submit/NBP2-22341)

Earn gift cards/discounts by submitting a publication using this product:  
[www.novusbio.com/publications](http://www.novusbio.com/publications)

