

Product Datasheet

iNOS Antibody (4E5) [Allophycocyanin] NBP2-22119APC

Unit Size: 0.1 ml

Store at 4C in the dark.

www.novusbio.com



technical@novusbio.com

Protocols, Publications, Related Products, Reviews, Research Tools and Images at:
www.novusbio.com/NBP2-22119APC

Updated 10/23/2024 v.20.1

Earn rewards for product
reviews and publications.

Submit a publication at www.novusbio.com/publications

Submit a review at www.novusbio.com/reviews/destination/NBP2-22119APC



NBP2-22119APC

iNOS Antibody (4E5) [Allophycocyanin]

Product Information	
Unit Size	0.1 ml
Concentration	Please see the vial label for concentration. If unlisted please contact technical services.
Storage	Store at 4C in the dark.
Clonality	Monoclonal
Clone	4E5
Preservative	0.05% Sodium Azide
Isotype	IgG1
Conjugate	Allophycocyanin
Purity	Ammonium sulfate precipitation
Buffer	PBS

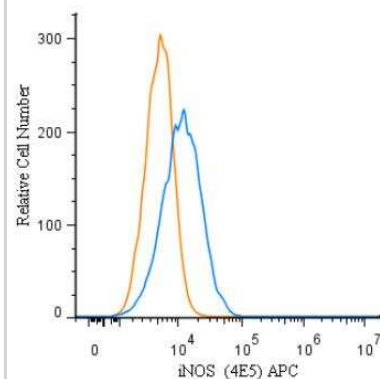
Product Description	
Host	Mouse
Gene ID	4843
Gene Symbol	NOS2
Species	Human, Mouse
Immunogen	iNOS Antibody (4E5) was made to a purified recombinant fragment of human iNOS (C-terminus) expressed in E. coli. [UniProt# P35228]

Product Application Details	
Applications	Western Blot, ELISA, Flow Cytometry, Flow (Intracellular), Immunohistochemistry, Immunohistochemistry-Frozen, Immunohistochemistry-Paraffin
Recommended Dilutions	Western Blot, Flow Cytometry, ELISA, Immunohistochemistry, Immunohistochemistry-Paraffin, Immunohistochemistry-Frozen, Flow (Intracellular)
Application Notes	Optimal dilution of this antibody should be experimentally determined.

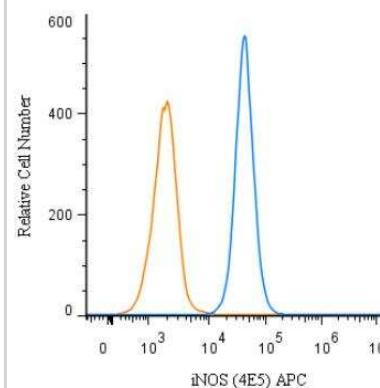


Images

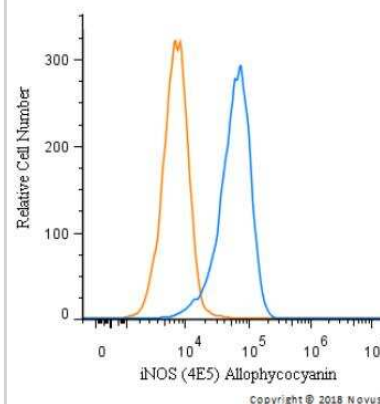
Flow Cytometry: iNOS Antibody (4E5) [Allophycocyanin] [NBP2-22119APC] - An intracellular stain was performed on Caco-2 cells with iNOS Antibody (4E5) NBP2-22119APC (blue) and a matched isotype control (orange). Cells were fixed with 4% PFA and then permeabilized with 0.1% saponin. Cells were incubated in an antibody dilution of 1 ug/mL for 30 minutes at room temperature. Both antibodies were conjugated to Allophycocyanin.



Flow Cytometry: iNOS Antibody (4E5) [Allophycocyanin] [NBP2-22119APC] - An intracellular stain was performed on A549 cells with iNOS Antibody (4E5) NBP2-22119APC (blue) and a matched isotype control (orange). Cells were fixed with 4% PFA and then permeabilized with 0.1% saponin. Cells were incubated in an antibody dilution of 1 ug/mL for 30 minutes at room temperature. Both antibodies were conjugated to allophycocyanin.



Flow Cytometry: iNOS Antibody (4E5) [Allophycocyanin] [NBP2-22119APC] - An intracellular stain was performed on MCF7 cells with iNOS Antibody (4E5) NBP2-22119APC (blue) and a matched isotype control (orange). Cells were fixed with 4% PFA and then permeabilized with 0.1% saponin. Cells were incubated in an antibody dilution of 1 ug/mL for 30 minutes at room temperature. Both antibodies were conjugated to Allophycocyanin.





Novus Biologicals USA

10730 E. Briarwood Avenue
Centennial, CO 80112
USA
Phone: 303.730.1950
Toll Free: 1.888.506.6887
Fax: 303.730.1966
nb-customerservice@bio-techne.com

Bio-Techne Canada

21 Canmotor Ave
Toronto, ON M8Z 4E6
Canada
Phone: 905.827.6400
Toll Free: 855.668.8722
Fax: 905.827.6402
canada.inquires@bio-techne.com

Bio-Techne Ltd

19 Barton Lane
Abingdon Science Park
Abingdon, OX14 3NB, United Kingdom
Phone: (44) (0) 1235 529449
Free Phone: 0800 37 34 15
Fax: (44) (0) 1235 533420
info.EMEA@bio-techne.com

General Contact Information

www.novusbio.com
Technical Support: nb-technical@bio-techne.com
Orders: nb-customerservice@bio-techne.com
General: novus@novusbio.com

Products Related to NBP2-22119APC

NBP1-97005APC	Mouse IgG1 Isotype Control (MG1) [Allophycocyanin]
H00004843-Q01-10ug	Recombinant Human iNOS GST (N-Term) Protein
210-TA-005	TNF-alpha [Unconjugated]
NBP2-80257	Rat iNOS ELISA Kit (Colorimetric)

Limitations

This product is for research use only and is not approved for use in humans or in clinical diagnosis. Primary Antibodies are guaranteed for 1 year from date of receipt.

For more information on our 100% guarantee, please visit www.novusbio.com/guarantee

Earn gift cards/discounts by submitting a review: www.novusbio.com/reviews/submit/NBP2-22119APC

Earn gift cards/discounts by submitting a publication using this product:
www.novusbio.com/publications

