

Product Datasheet

GFP Antibody (4B10B2) - BSA Free NBP2-22111

Unit Size: 0.1 ml

Store at 4C short term. Aliquot and store at -20C long term. Avoid freeze-thaw cycles.

www.novusbio.com



technical@novusbio.com

Publications: 2

Protocols, Publications, Related Products, Reviews, Research Tools and Images at:
www.novusbio.com/NBP2-22111

Updated 10/23/2024 v.20.1

Earn rewards for product
reviews and publications.

Submit a publication at www.novusbio.com/publications

Submit a review at www.novusbio.com/reviews/destination/NBP2-22111



NBP2-22111

GFP Antibody (4B10B2) - BSA Free

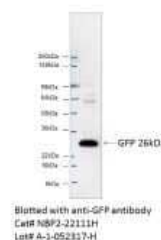
Product Information	
Unit Size	0.1 ml
Concentration	1.0 mg/ml
Storage	Store at 4C short term. Aliquot and store at -20C long term. Avoid freeze-thaw cycles.
Clonality	Monoclonal
Clone	4B10B2
Preservative	0.03% Sodium Azide
Isotype	IgG2a
Purity	Ammonium sulfate precipitation
Buffer	PBS
Target Molecular Weight	27 kDa

Product Description	
Host	Mouse
Species	Non-species specific
Reactivity Notes	Reacts with GFP.
Immunogen	This GFP antibody was developed against purified recombinant fragment of GFP expressed in E. coli.

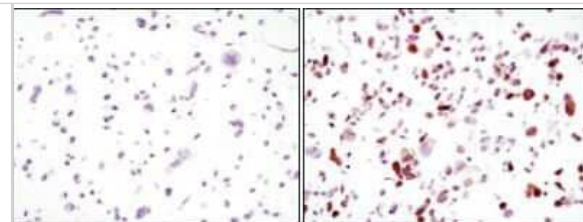
Product Application Details	
Applications	Western Blot, ELISA, Flow Cytometry, Immunocytochemistry/Immunofluorescence, Immunohistochemistry, Immunohistochemistry-Paraffin
Recommended Dilutions	Western Blot 1:500-1:2000. Use reported by customer review, Flow Cytometry 1:200-1:400, ELISA 1:10000, Immunohistochemistry, Immunocytochemistry/Immunofluorescence 1:10-1:500, Immunohistochemistry-Paraffin 1:200-1:1000

Images

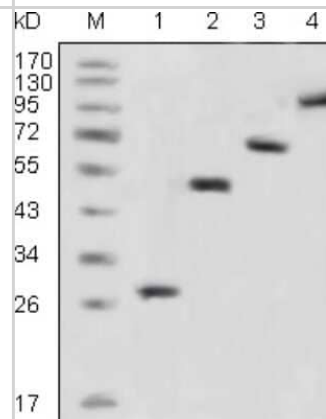
Western Blot: GFP Antibody (4B10B2) [NBP2-22111] - Expression of GFP in HEK293T cells. This image was submitted via customer Review. Image using the HRP form of this antibody.



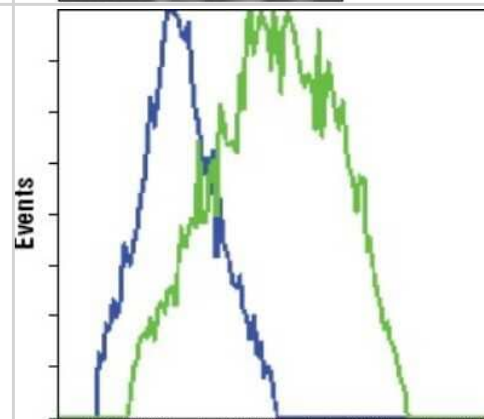
Immunocytochemistry/Immunofluorescence: GFP Antibody (4B10B2) [NBP2-22111] - Analysis of HCC827 cells, untransfected (left) or transfected with GFP (right) using GFP mouse mAb .



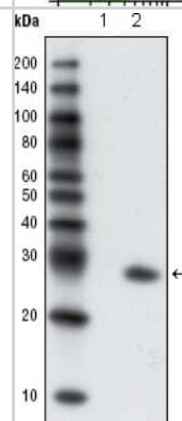
Western Blot: GFP Antibody (4B10B2) [NBP2-22111] - Analysis using GFP mouse mAb against recombinant GFP fusion protein (1) and various recombinant fusion protein with GFP tag (2, 3, 4).



Flow Cytometry: GFP Antibody (4B10B2) [NBP2-22111] - Analysis of HCC827 cells, untransfected (blue) or transfected with GFP (green), using GFP mouse mAb .



Western Blot: GFP Antibody (4B10B2) [NBP2-22111] - Analysis using GFP mouse mAb against extracts from HCC827 cells, untransfected (1) and transfected with GFP (2).



Publications

Kimishima Y, Misaka T, Yokokawa T Et al. Clonal hematopoiesis with JAK2V617F promotes pulmonary hypertension with ALK1 upregulation in lung neutrophils Nature communications 2021-10-26 [PMID: 34702814] (IHC-Fr)

Brock AM, Jutras BL A simple method to detect Borrelia burgdorferi sensu lato proteins in different sub-cellular compartments by immunofluorescence Ticks and tick-borne diseases 2021-08-19 [PMID: 34455142] (WB)



Novus Biologicals USA

10730 E. Briarwood Avenue
Centennial, CO 80112
USA

Phone: 303.730.1950

Toll Free: 1.888.506.6887

Fax: 303.730.1966

nb-customerservice@bio-techne.com

Bio-Techne Canada

21 Canmotor Ave
Toronto, ON M8Z 4E6
Canada

Phone: 905.827.6400

Toll Free: 855.668.8722

Fax: 905.827.6402

canada.inquires@bio-techne.com

Bio-Techne Ltd

19 Barton Lane
Abingdon Science Park
Abingdon, OX14 3NB, United Kingdom

Phone: (44) (0) 1235 529449

Free Phone: 0800 37 34 15

Fax: (44) (0) 1235 533420

info.EMEA@bio-techne.com

General Contact Information

www.novusbio.com

Technical Support: nb-technical@bio-techne.com

Orders: nb-customerservice@bio-techne.com

General: novus@novusbio.com

Products Related to NBP2-22111

HAF007	Goat anti-Mouse IgG Secondary Antibody [HRP]
NB720-B	Rabbit anti-Mouse IgG (H+L) Secondary Antibody [Biotin]
NBP1-96778	Mouse IgG2a Isotype Control (M2A)
NB100-56401PEP	GFP Antibody Blocking Peptide

Limitations

This product is for research use only and is not approved for use in humans or in clinical diagnosis. Primary Antibodies are guaranteed for 1 year from date of receipt.

For more information on our 100% guarantee, please visit www.novusbio.com/guarantee

Earn gift cards/discounts by submitting a review: www.novusbio.com/reviews/submit/NBP2-22111

Earn gift cards/discounts by submitting a publication using this product:
www.novusbio.com/publications

