

# Product Datasheet

## DEP-1/CD148 Antibody (MEM-CD148/05) - BSA Free NBP2-21790

Unit Size: 0.1 mg

Store at 4C. Do not freeze.

[www.novusbio.com](http://www.novusbio.com)



[technical@novusbio.com](mailto:technical@novusbio.com)

Protocols, Publications, Related Products, Reviews, Research Tools and Images at:  
[www.novusbio.com/NBP2-21790](http://www.novusbio.com/NBP2-21790)

Updated 10/23/2024 v.20.1

Earn rewards for product  
reviews and publications.

Submit a publication at [www.novusbio.com/publications](http://www.novusbio.com/publications)

Submit a review at [www.novusbio.com/reviews/destination/NBP2-21790](http://www.novusbio.com/reviews/destination/NBP2-21790)



**NBP2-21790**

DEP-1/CD148 Antibody (MEM-CD148/05) - BSA Free

Product Information	
Unit Size	0.1 mg
Concentration	1.0 mg/ml
Storage	Store at 4C. Do not freeze.
Clonality	Monoclonal
Clone	MEM-CD148/05
Preservative	0.9% Sodium Azide
Isotype	IgG2b
Purity	Protein A purified
Buffer	PBS (pH 7.4)
Target Molecular Weight	250 kDa

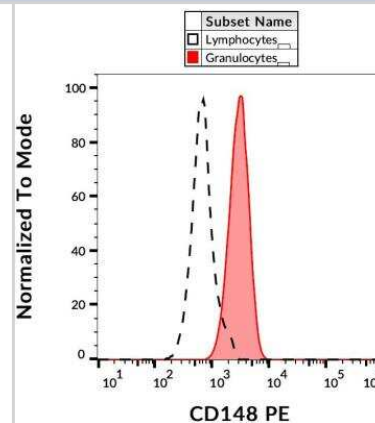
Product Description	
Host	Mouse
Gene ID	5795
Gene Symbol	PTPRJ
Species	Human
Specificity/Sensitivity	The mouse monoclonal antibody MEM-CD148/05 recognizes CD148, a highly glycosylated up to 250 kDa receptor-like protein tyrosin phosphatase expressed mainly in lymphocytes, myeloid cells and epithelial cells.
Immunogen	Human recombinant CD148 (amino acids 1-444).

Product Application Details	
Applications	Flow Cytometry, CyTOF-ready
Recommended Dilutions	Flow Cytometry 1-5 ug/ml, CyTOF-ready
Application Notes	This antibody is Cytof ready.

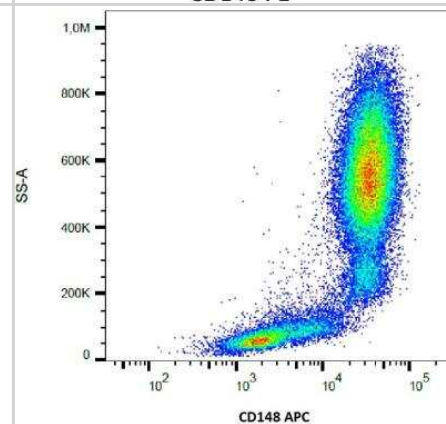


## Images

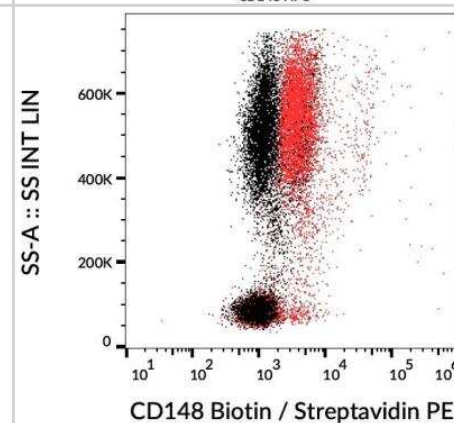
Flow Cytometry: DEP-1/CD148 Antibody (MEM-CD148/05) [NBP2-21790] - Surface staining of human peripheral blood leukocytes using anti-CD148 (MEM-CD148/05) PE.



Flow Cytometry: DEP-1/CD148 Antibody (MEM-CD148/05) [NBP2-21790] - Surface staining of human peripheral blood using anti-CD148 (MEM-CD148/05) APC.



Flow Cytometry: DEP-1/CD148 Antibody (MEM-CD148/05) [NBP2-21790] - Surface staining of human peripheral blood leukocytes using anti-CD148 (MEM-CD148/05) biotin.





### **Novus Biologicals USA**

10730 E. Briarwood Avenue  
Centennial, CO 80112  
USA  
Phone: 303.730.1950  
Toll Free: 1.888.506.6887  
Fax: 303.730.1966  
nb-customerservice@bio-techne.com

### **Bio-Techne Canada**

21 Canmotor Ave  
Toronto, ON M8Z 4E6  
Canada  
Phone: 905.827.6400  
Toll Free: 855.668.8722  
Fax: 905.827.6402  
canada.inquires@bio-techne.com

### **Bio-Techne Ltd**

19 Barton Lane  
Abingdon Science Park  
Abingdon, OX14 3NB, United Kingdom  
Phone: (44) (0) 1235 529449  
Free Phone: 0800 37 34 15  
Fax: (44) (0) 1235 533420  
info.EMEA@bio-techne.com

### **General Contact Information**

[www.novusbio.com](http://www.novusbio.com)  
Technical Support: nb-technical@bio-techne.com  
Orders: nb-customerservice@bio-techne.com  
General: novus@novusbio.com

### **Products Related to NBP2-21790**

---

HAF007	Goat anti-Mouse IgG Secondary Antibody [HRP]
NB720-B	Rabbit anti-Mouse IgG (H+L) Secondary Antibody [Biotin]
NBP2-27231	Mouse IgG2b Isotype Control (MPC-11)
NBP2-21790PE	DEP-1/CD148 Antibody (MEM-CD148/05) [PE]

---

### **Limitations**

This product is for research use only and is not approved for use in humans or in clinical diagnosis. Primary Antibodies are guaranteed for 1 year from date of receipt.

For more information on our 100% guarantee, please visit [www.novusbio.com/guarantee](http://www.novusbio.com/guarantee)

Earn gift cards/discounts by submitting a review: [www.novusbio.com/reviews/submit/NBP2-21790](http://www.novusbio.com/reviews/submit/NBP2-21790)

Earn gift cards/discounts by submitting a publication using this product:  
[www.novusbio.com/publications](http://www.novusbio.com/publications)

